

# CHAPTER 12

## ULTIMATE LIFT AND SLIDE DOORS

### Table of Contents

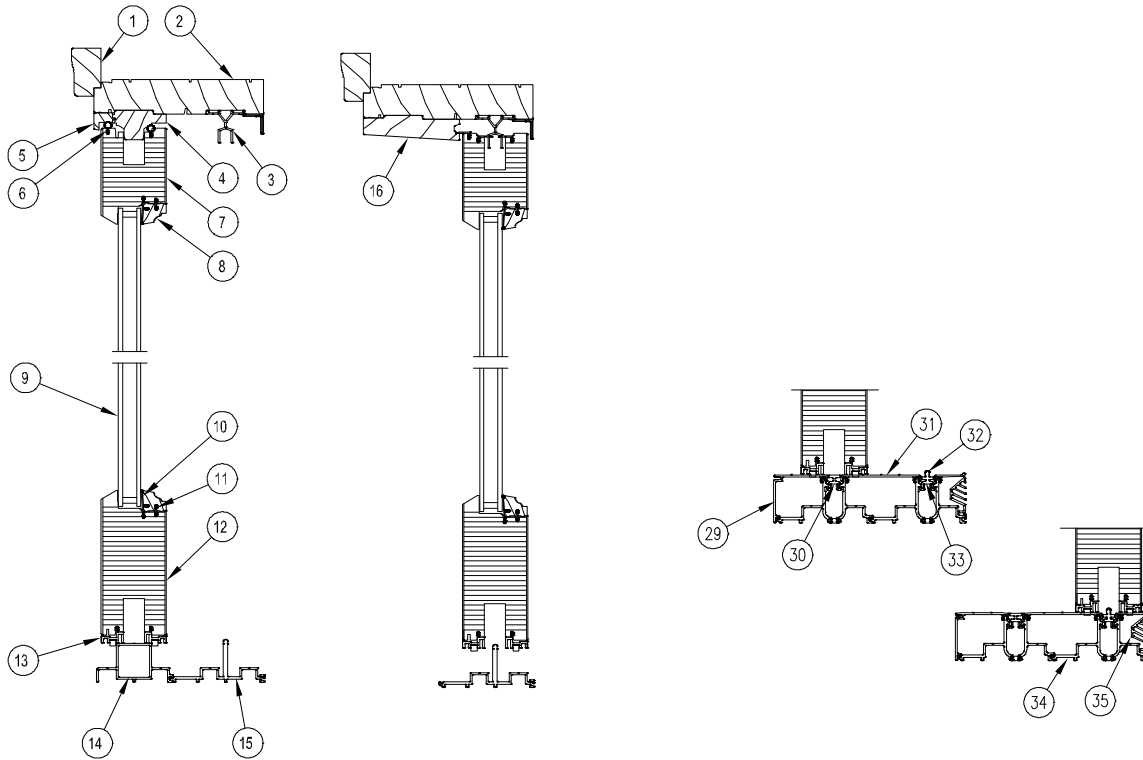
	<b>PAGE</b>
History .....	12.2
Part Identification – Wood Ultimate Lift and Slide Door OX–XO Contemporary .....	12.3
Part Identification – Wood Ultimate Lift and Slide Door PXX–XXP Contemporary .....	12.4
Part Identification – Wood Ultimate Lift and Slide Door XXXP Contemporary .....	12.5
Part Identification – Wood Ultimate Lift and Slide Door XXO Traditional .....	12.6
Part Identification – Clad Ultimate Lift and Slide Door OX–XO Contemporary .....	12.7
Part Identification – Clad Ultimate Lift and Slide Door PXX–XXP Traditional .....	12.8
Part Identification – Clad Ultimate Lift and Slide Door XXXP Contemporary .....	12.9
Part Identification – Clad Ultimate Lift and Slide Door XXO Traditional .....	12.10
Replacement Door Parts .....	12.11
Installation Accessories .....	12.18
Replacement Sills .....	12.19
Panel Replacement – Stacked Door .....	12.20
Panel Replacement – Pocket Door .....	12.21
Replacement Wood Parts .....	12.22
Replacement Aluminum and Wood Wrapped Parts .....	12.23
Replacement Vinyl Parts .....	12.24
Performance Sill Replacement Parts .....	12.25

#### **ATTENTION:**

- Specification and technical data are subject to change without notice.
- Numbers listed in parentheses ( ) are metric equivalents in millimeters rounded to the nearest whole number.

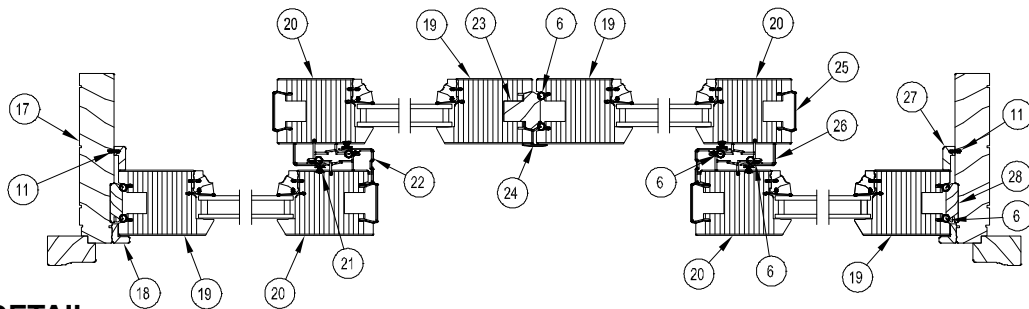
PRODUCED	UNIT TYPE	FEATURES OR CHANGES	STATUS
2009	ULS	5-26-2009: released the Ultimate Lift and Slide (ULS) door. Available in Stacked or Pocket configurations, wood or clad, contemporary panels or traditional panels.	Present
2011	All	4-25-2011: Added LoE-180™ as a standard option for all products. White painted interior finish option introduced for all products.	Present
2011	ULS	7-18-2011: Introduced the Performance sill option.	Present
2012	ULS	4-3-2012: The base operating hardware changed from Siegenia hardware to HauTau hardware. 12-17-2012: Introduced Clear interior finish option on all products.	Present
2013	ULS	04-29-2013 Introduced interior stain options. Stain colors are Wheat, Honey, Leather, Hazelnut, Cabernet and Espresso.	Present

**WOOD ULTIMATE LIFT AND SLIDE DOOR  
 OX-XO CONTEMPORARY**



**HEAD JAMB  
 & SILL DETAIL**

**Performance Sill Option**

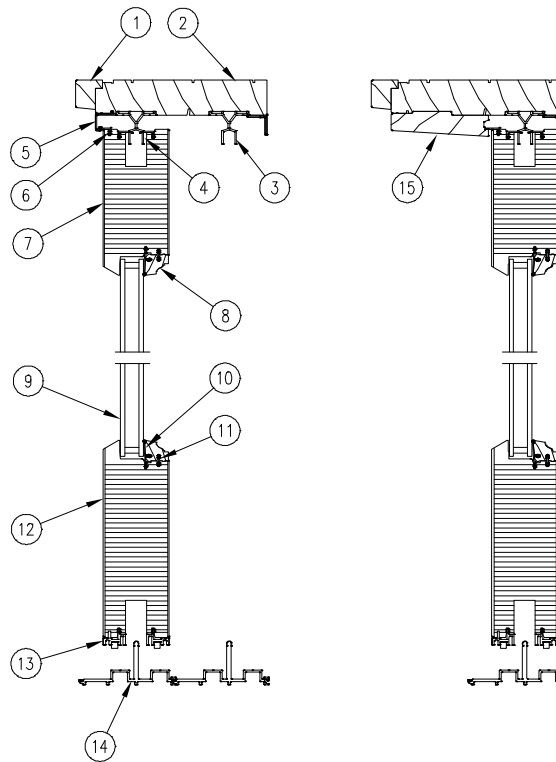


**JAMB DETAIL**

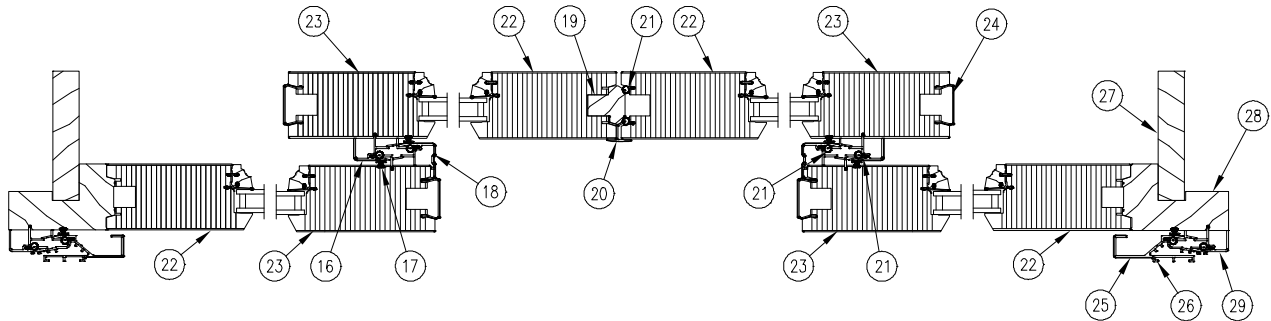
NOTE: Not to scale; specifications subject to change without notice.

- |  |  |   |
|--|--|---|
| 1. Brick Mould Casing, W1047                   | 14. Recessed Stationary Block, A1821           | 27. Stationary Jamb Cover, W10088       |
| 2. Head Jamb                                   | 15. Recessed Sill, see sills pg                | 28. Jamb Keeper Guide, W10089           |
| 3. Header Guide, Interior Wood Wrap, C0050     | 16. Part Stop, Exterior, W10090                | 29. Sill Cover Pocket w/gasket          |
| 4. Stationary Head Jamb Panel Retainer, W10113 | 17. Jamb                                       | 30. Thermal Break Filler                |
| 5. Stationary Head Jamb Filler, W10110         | 18. Stationary Jamb Part Stop                  | 31. Sill Cover Middle w/gasket          |
| 6. Sash Weather Strip, V147                    | 19. Locking Stile                              | 32. Stainless Steel Sill Track Cap      |
| 7. Top Rail                                    | 20. Interlocking Stile                         | 33. Thermal Break Roller Track          |
| 8. Ogee Glazing Cap                            | 21. Pile Weather Strip                         | 34. Performance Sill Thermal Break      |
| 9. Insulating Glass                            | 22. Interlock, Exterior with Wood Wrap, C0039  | 35. Sill cover Interior w/fins & gasket |
| 10. Vinyl Glazing Bead, V933                   | 23. Inactive Panel Locking Base, W10444        |   |
| 11. Connecting Barb, V803                      | 24. Astragal, Wood Wrap, C0060                 |   |
| 12. Bottom Rail                                | 25. Stile Edge Cover, Wood Wrap, C0026         |   |
| 13. Panel Sweep, C0059                         | 26. Interlock, Interior, with Wood Wrap, C0038 |   |

**WOOD ULTIMATE LIFT AND SLIDE DOOR  
 PXX-XXP TRADITIONAL**



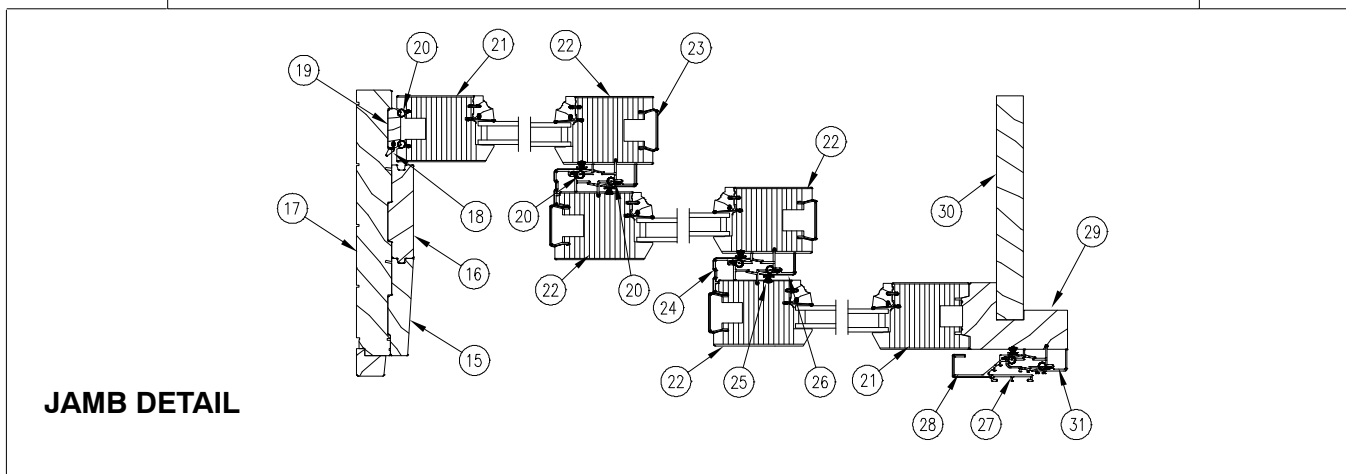
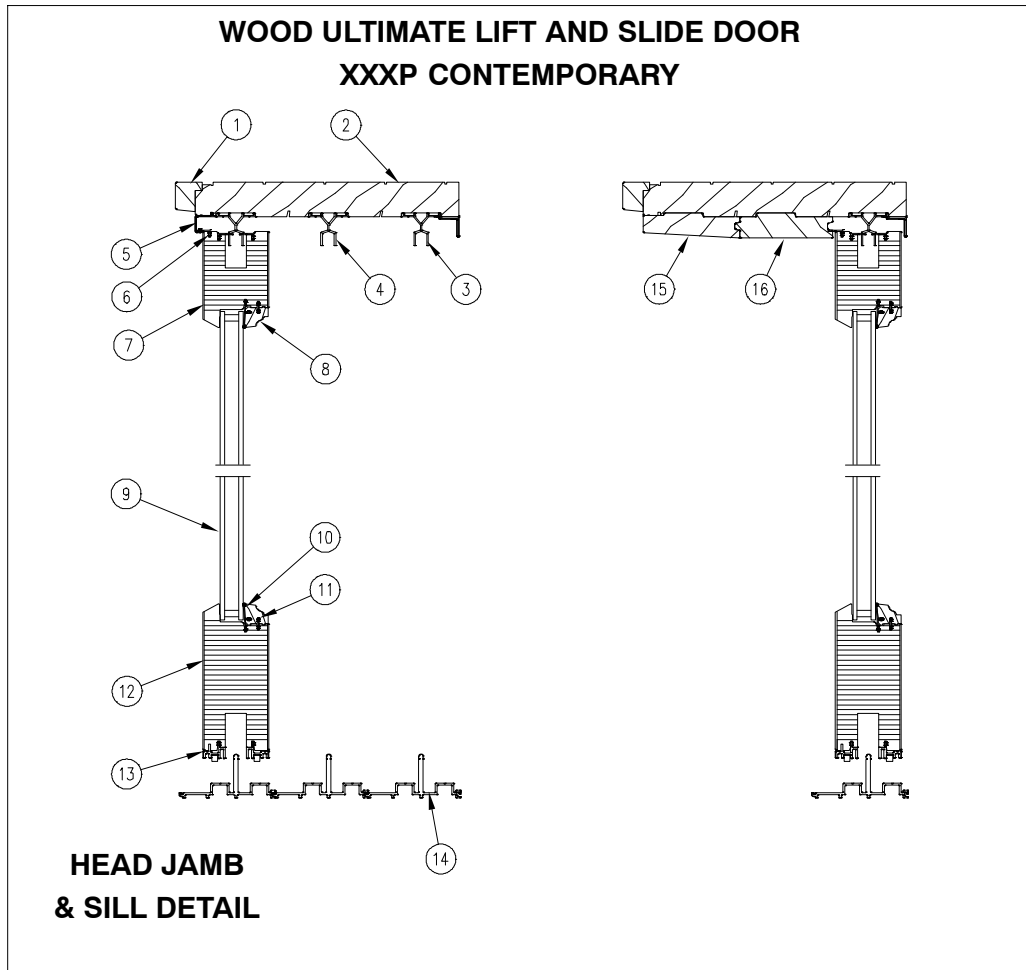
**HEAD JAMB  
 & SILL DETAIL**



**JAMB DETAIL**

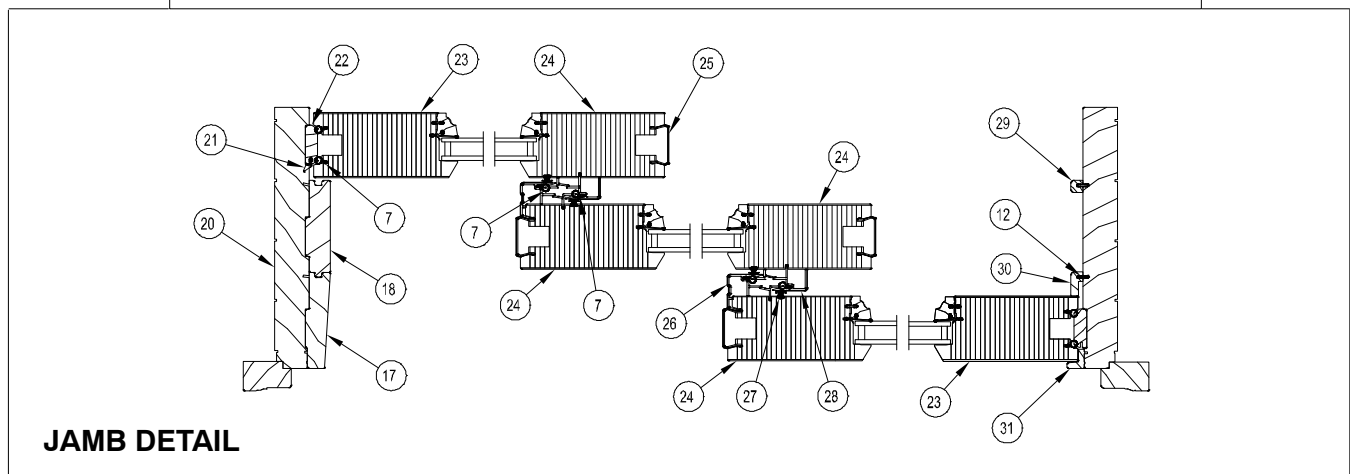
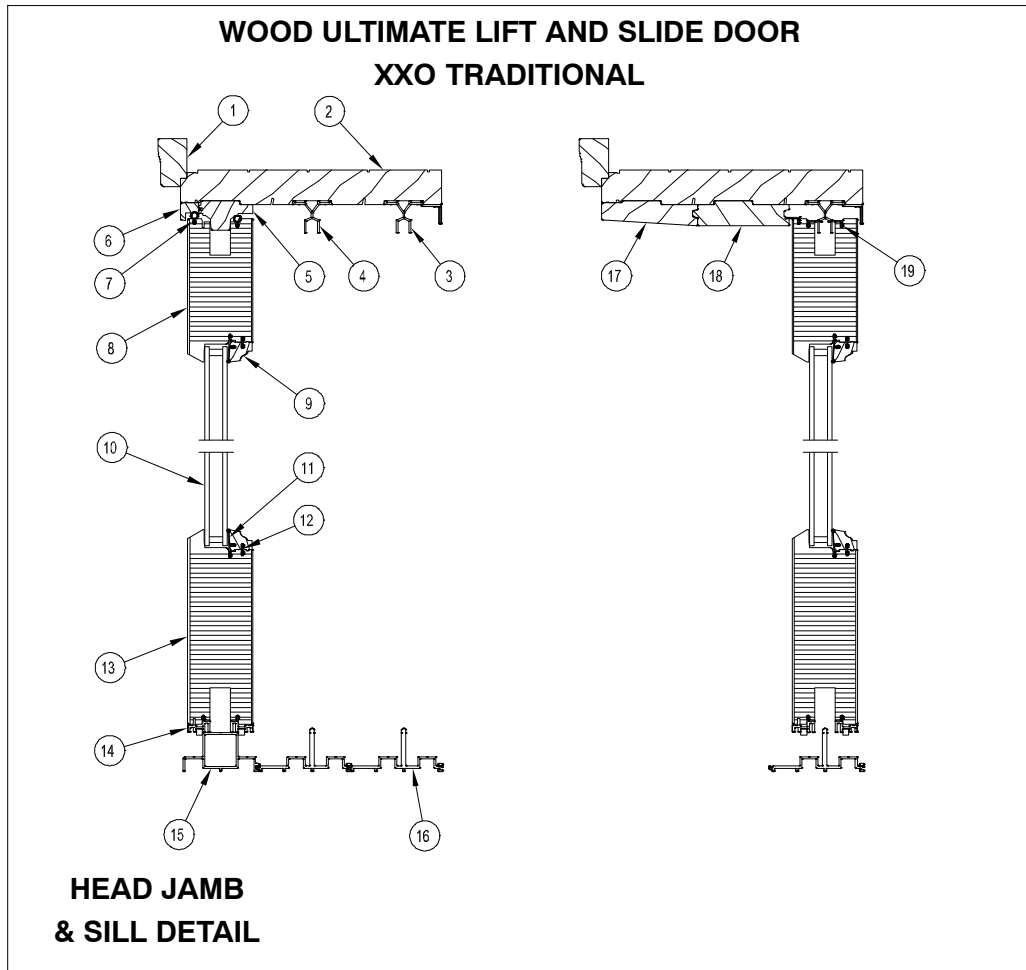
NOTE: Not to scale; specifications subject to change without notice.

- |   |  |  |
|---|--|--|
| 1. Head Jamb Extension, Pocket, W10399      | 10. Vinyl Glazing Bead, V933             | 21. Weather Strip, V147                |
| 2. Head Jamb                                | 11. Connecting Barb, V803                | 22. Locking Stile                      |
| 3. Header Guide, Interior Wood Wrap, C0050  | 12. Bottom Rail                          | 23. Interlocking Stile                 |
| 4. Header Guide, A1654                      | 13. Panel Sweep, C0059                   | 24. Stile Edge Cover, Wood Wrap, C0026 |
| 5. Pocket Panel Part Stop, Wood Wrap, C0057 | 14. Recessed Sill, see sills pg          | 25. Pocket Interlock, Wood Wrap, C0056 |
| 6. Guide Rail Weather Strip, V1785          | 15. Part Stop, Exterior, W10090          | 26. Pocket Interlock Base, A1792       |
| 7. Top Rail                                 | 16. Interlock Interior, Wood Wrap, C0079 | 27. Pocket Cover, see wood parts pg    |
| 8. Ogee Glazing Cap                         | 17. Pile Weather Strip                   | 28. Pocket Panel Interlock Backer      |
| 9. Insulating Glass                         | 18. Interlock Exterior, Wood Wrap, C0039 | 29. Interlock, Pocket Panel A1658      |
|   | 19. Inactive Panel Locking Base, W10444  |  |
|   | 20. Astragal, Wood Wrap, C0060           |  |



NOTE: Not to scale; specifications subject to change without notice.

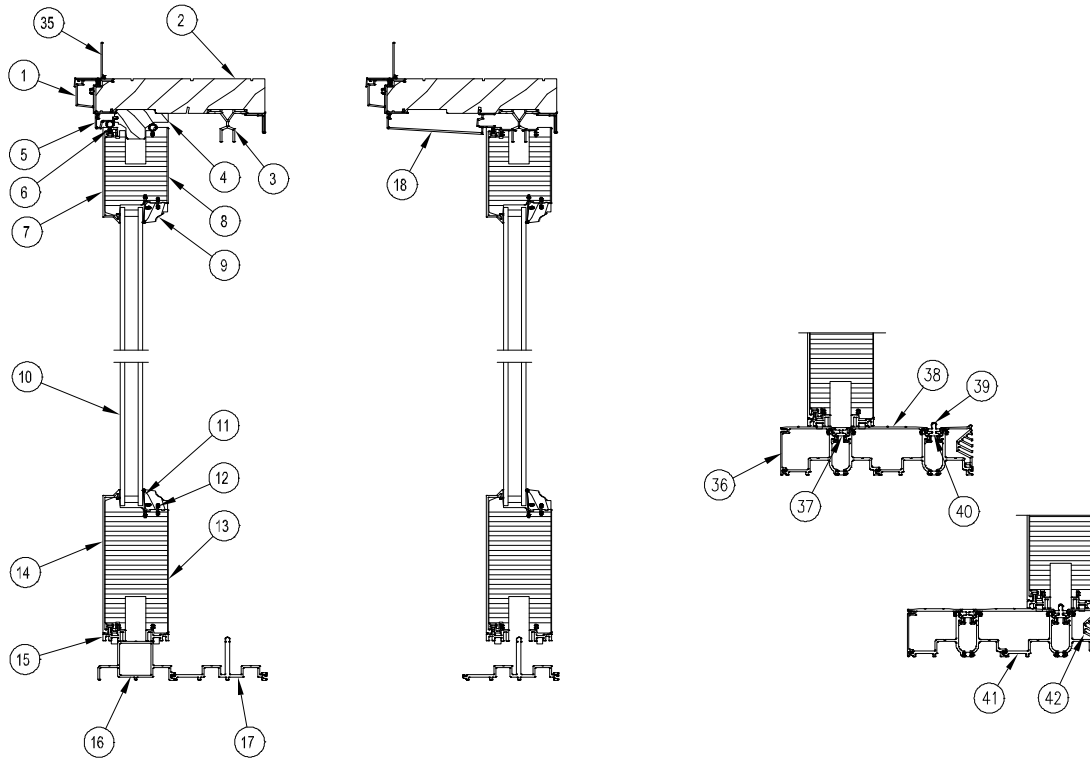
- |   |                                 |  |  |
|---|---------------------------------|--|--|
| 1. Head Jamb Extension, Pocket, W10399      | 10. Vinyl Glazing Bead, V933    | 20. Panel Weather Strip, V147            | 28. Pocket Interlock, Wood Wrap, C0056     |
| 2. Head Jamb                                | 11. Connecting Barb, V803       | 21. Locking Stile                        | 29. Pocket Panel Interlock Backer          |
| 3. Header Guide, Interior Wood Wrap, C0050  | 12. Bottom Rail                 | 22. Interlocking Stile                   | 30. Pocket Cover, see wood parts page.     |
| 4. Header Guide, A1654                      | 13. Panel Sweep, C0059/V1860    | 23. Stile Edge Cover, Wood Wrap, C0026   | 31. Interior Interlock, A1658 Pocket Panel |
| 5. Pocket Panel Part Stop, Wood Wrap, C0057 | 14. Recessed Sill, see sills pg | 24. Interlock Exterior, Wood Wrap, C0039 |  |
| 6. Guide Rail Weather Strip, V1785          | 15. Part Stop, Exterior, W10090 | 25. Pile Weather Strip                   |  |
| 7. Top Rail                                 | 16. Part Stop, Flat, W10111     | 26. Interlock Interior, Wood Wrap, C0079 |  |
| 8. Ogee Glazing Cap                         | 17. Jamb                        | 27. Pocket Interlock, Base, A1792        |  |
| 9. Insulating Glass                         | 18. Weather Strip, V1138        |  |  |
|   | 19. Jamb Keeper Guide, W10089   |  |  |



NOTE: Not to scale; specifications subject to change without notice.

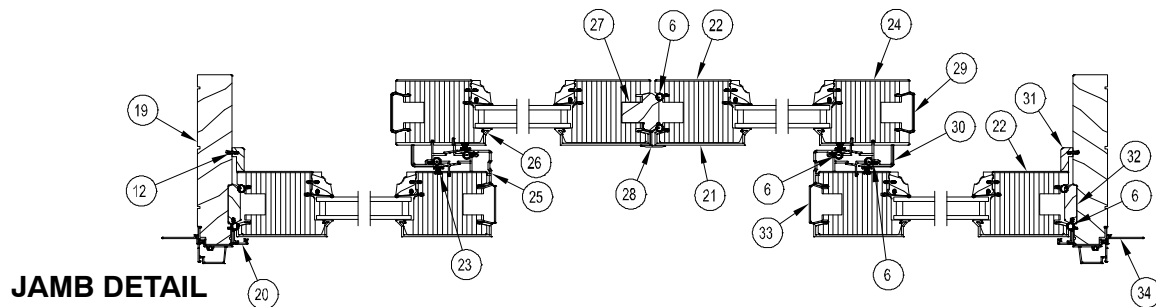
- |  |                                      |  |  |
|--|--------------------------------------|--|--|
| 1. Brick Mould Casing, W1047                   | 10. Insulating Glass                 | 19. Guide Rail Weather Strip, V1785      | 28. Interlock Interior, Wood Wrap, C0038 |
| 2. Head Jamb                                   | 11. Vinyl Glazing Bead, V933         | 20. Jamb                                 | 29. Stationary Jamb, Blank Cover, W10112 |
| 3. Header Guide, Interior Wood Wrap, C0050     | 12. Connecting Barb, V803            | 21. Weather Strip, V1138                 | 30. Stationary Jamb cover, W10088        |
| 4. Header Guide, A1654                         | 13. Bottom Rail                      | 22. Jamb Keeper Guide, W10089            | 31. Stationary Jamb Cover Ext, W10114    |
| 5. Stationary Head Jamb Panel Retainer, W10113 | 14. Panel Sweep, C0059               | 23. Locking Stile                        |  |
| 6. Stationary Head Jamb Filler, W10110         | 15. Recessed Stationary Block, A1821 | 24. Interlock Stile                      |  |
| 7. Weather Strip, V147                         | 16. Recessed Sill, see sills pg      | 25. Stile Edge Cover, Wood Wrap, C0026   |  |
| 8. Top Rail                                    | 17. Part Stop, Exterior, W10090      | 26. Interlock Exterior, Wood Wrap, C0039 |  |
| 9. Ogee Glazing Cap                            | 18. Part Stop, Flat, W10111          | 27. Pile Weather Strip                   |  |

**CLAD ULTIMATE LIFT AND SLIDE DOOR  
 OX-XO CONTEMPORARY**



**HEAD JAMB  
 & SILL DETAIL**

**Performance Sill Option**

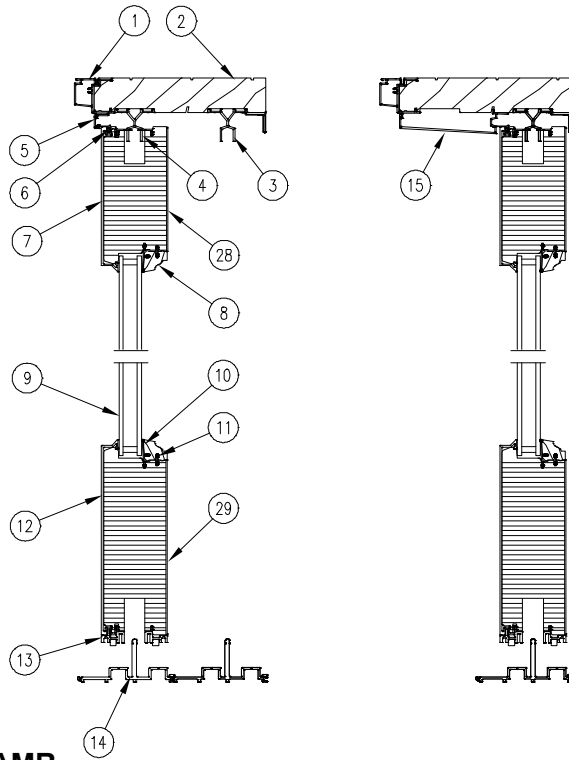


**JAMB DETAIL**

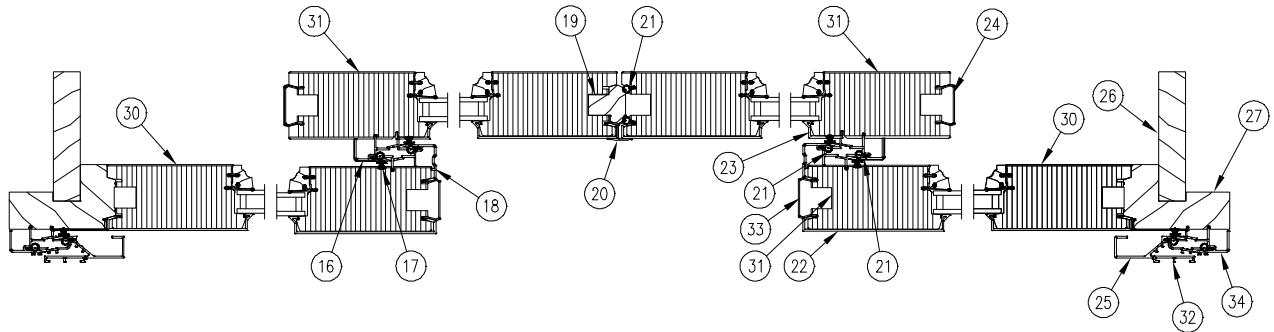
NOTE: Not to scale; specifications subject to change without notice.

- |  |                                     |  |
|--|-------------------------------------|--|
| 1. Frame Cladding                              | 14. Bottom Rail Cladding            | 29. Stile Edge Cover Wood Wrap C0026     |
| 2. Head Jamb                                   | 15. Panel Sweep, C0059              | 30. Interlock Interior Wood Wrap C0038   |
| 3. Header Guide, Interior Wood Wrap, C0050     | 16. Recessed Stationary Block A1821 | 31. Stationary Jamb Cover W10088         |
| 4. Stationary Head Jamb Panel Retainer, W10113 | 17. Recessed Sill                   | 32. Jamb Keeper Guide W10089             |
| 5. Stationary Head Jamb Filler, W10110         | 18. Part Stop Exterior A1724        | 33. Stile Edge Cover                     |
| 6. Weather Strip, V147                         | 19. Jamb                            | 34. Jamb Nailing Fin                     |
| 7. Top Rail Cladding                           | 20. Stationary Jamb Part Stop A1722 | 35. Head Jamb Nailing Fin                |
| 8. Top Rail                                    | 21. Locking Stile Cladding          | 36. Sill Cover Pocket w/gasket           |
| 9. Ogee Glazing Cap                            | 22. Locking Stile                   | 37. Thermal Break Filler                 |
| 10. Insulating Glass                           | 23. Pile Weather Strip              | 38. Sill cover Middle w/gasket           |
| 11. Vinyl Glazing Bead, V933                   | 24. Interlocking Stile              | 39. Stainless Steel Sill Track Cap       |
| 12. Connecting Barb, V803                      | 25. Interlock Exterior              | 40. Thermal Break Roller Track           |
| 13. Bottom Rail                                | 26. Interlocking Stile Cladding     | 41. Performance Sill Thermal Break       |
|  | 27. Inactive Locking Base W10444    | 42. Sill Cover interior w/fin's & gasket |
|  | 28. Astragal A1811                  |  |

**CLAD ULTIMATE LIFT AND SLIDE DOOR  
 PXX-XXP TRADITIONAL**



**HEAD JAMB  
 & SILL DETAIL**

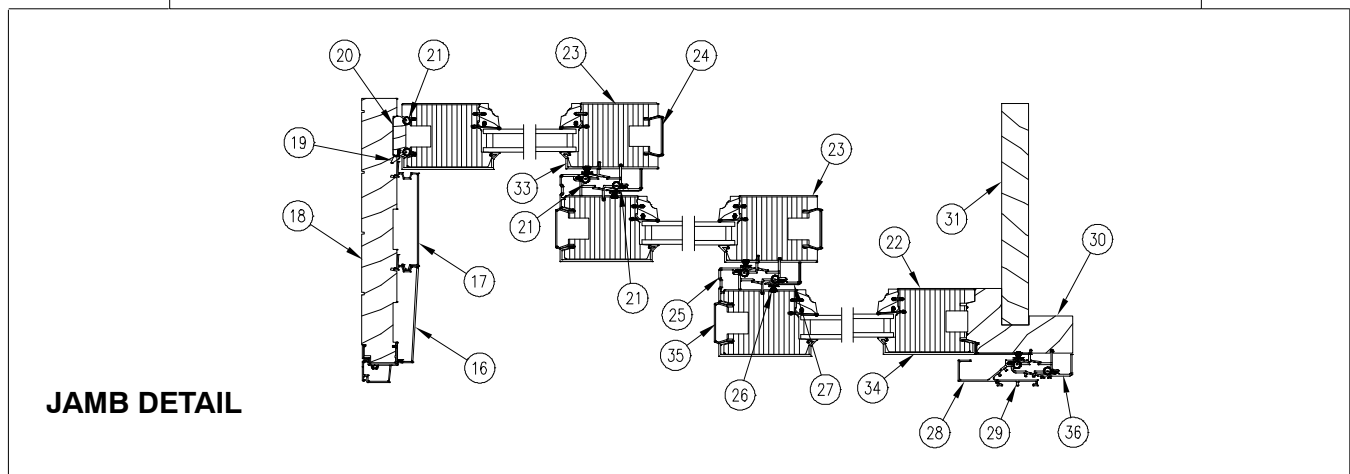
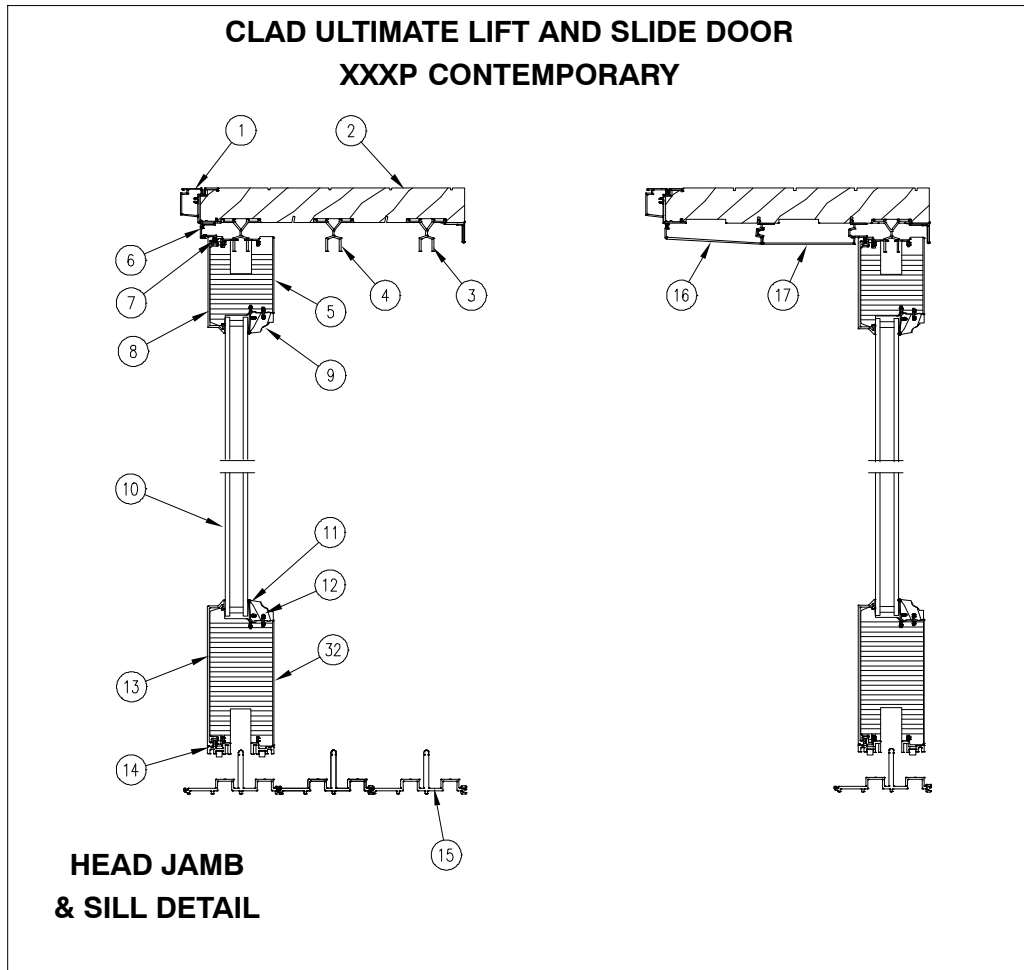


**JAMB DETAIL**

NOTE: Not to scale; specifications subject to change without notice.

- |  |  |  |                                  |
|--|--|--|----------------------------------|
| 1. Frame Cladding                          | 10. Vinyl Glazing Bead                   | 19. Inactive Locking Base, W10444      | 28. Top Rail                     |
| 2. Head Jamb                               | 11. Connecting Barb, V803                | 20. Astragal, A1811                    | 29. Bottom Rail                  |
| 3. Header Guide, Interior Wood Wrap, C0050 | 12. Bottom Rail Cladding                 | 21. Weather Strip, V147                | 30. Locking Stile                |
| 4. Header Guide, A1654                     | 13. Panel Sweep, C0059                   | 22. Locking Stile Cladding             | 31. Interlocking Stile           |
| 5. Stationary Jamb Part Stop, A1722        | 14. Recessed Sill, see sills pg          | 23. Interlocking Stile Cladding        | 32. Pocket Interlock Base, A1792 |
| 6. Guide Rail Weather Strip, V1785         | 15. Part Stop, Exterior, A1724           | 24. Stile Edge Cover, Wood Wrap, C0026 | 33. Stile Edge Cover, A1641      |
| 7. Top Rail Cladding                       | 16. Interlock Interior, Wood Wrap, C0079 | 25. Pocket Interlock, A1793            | 34. Interlock Interior, A1658    |
| 8. Ogee Glazing Cap                        | 17. Pile Weather Strip                   | 26. Pocket Cover, see wood parts pg    | Pocket Panel                     |
| 9. Insulating Glass                        | 18. Interlock Exterior, A1729            | 27. Pocket Panel Interlock Backer      |                                  |

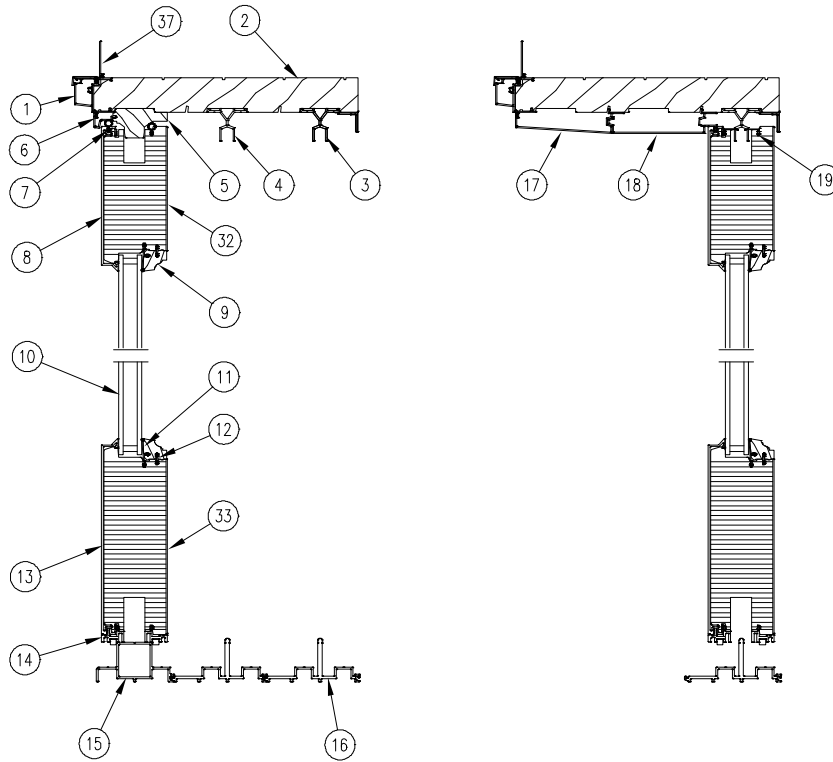




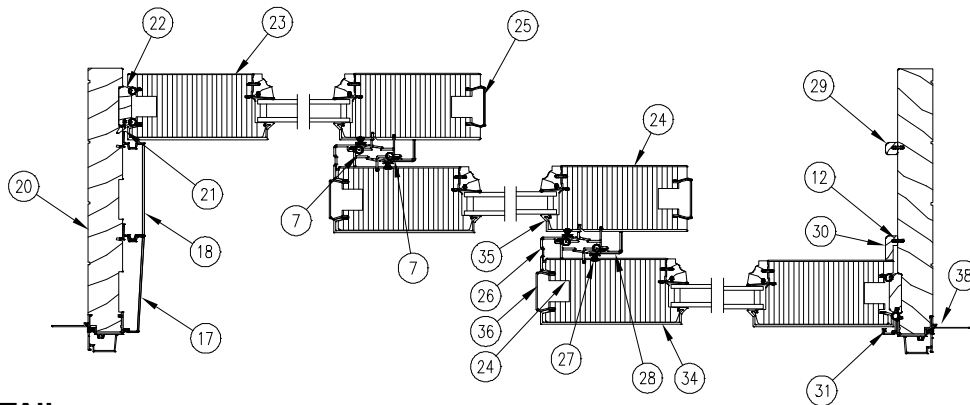
NOTE: Not to scale; specifications subject to change without notice.

- |  |                                 |  |                                 |
|--|---------------------------------|--|---------------------------------|
| 1. Frame Cladding                          | 10. Insulating Glass            | 20. Jamb Keeper Guide, W10089            | 30. Pocket Panel Interlock      |
| 2. Head Jamb                               | 11. Vinyl Glazing Bead, V933    | 21. Weather Strip, V147                  | 31. Pocket Cover                |
| 3. Header Guide, Interior Wood Wrap, C0050 | 12. Connecting Barb, V803       | 22. Locking Stile                        | 32. Bottom Rail                 |
| 4. Header Guide, A1654                     | 13. Bottom Rail Cladding        | 23. Interlocking Stile                   | 33. Interlocking Stile Cladding |
| 5. Top Rail                                | 14. Panel Sweep, C0059          | 24. Stile Edge Cover, Wood Wrap, C0026   | 34. Locking Stile Cladding      |
| 6. Stationary Jamb Part Stop, A1722        | 15. Recessed Sill, see sills pg | 25. Interlock Exterior, A1729            | 35. Stile Edge Cover            |
| 7. Guide Rail Weather Strip, V1785         | 16. Part Stop, Exterior, A1724  | 26. Pile Weather Strip                   | 36. Interlock Interior, A1658   |
| 8. Top Rail Cladding                       | 17. Part Stop, Flat, A1656      | 27. Interlock Interior, Wood Wrap, C0079 | 36. Pocket Panel                |
| 9. Ogee Glazing Cap                        | 18. Jamb                        | 28. Pocket Interlock, A1793              |                                 |
|  | 19. Weather Strip, V1138        | 29. Pocket Interlock Base, A1792         |                                 |

**CLAD ULTIMATE LIFT AND SLIDE DOOR  
 XXO TRADITIONAL**



**HEAD JAMB  
 & SILL DETAIL**



**JAMB DETAIL**

NOTE: Not to scale; specifications subject to change without notice.

- |  |                                      |  |                                      |
|--|--------------------------------------|--|--------------------------------------|
| 1. Frame Cladding                              | 10. Insulating Glass                 | 20. Jamb                                 | 30. Stationary Jamb Cover, W10088    |
| 2. Head Jamb                                   | 11. Vinyl Glazing Bead, V933         | 21. Weather Strip, V1138                 | 31. Stationary Jamb Part Stop, A1722 |
| 3. Header Guide, Interior Wood Wrap, C0050     | 12. Connecting Barb, V803            | 22. Jamb Keeper Guide, W10089            | 32. Top Rail                         |
| 4. Header Guide, A1654                         | 13. Bottom Rail Cladding             | 23. Locking Stile                        | 33. Bottom Rail                      |
| 5. Stationary Head Jamb Panel Retainer, W10113 | 14. Panel Sweep, C0059               | 24. Interlock Stile                      | 34. Stile Cladding                   |
| 6. Stationary Head Jamb Filler, W10110         | 15. Recessed Stationary Block, A1821 | 25. Stile Edge Cover, Wood Wrap, C0026   | 35. Interlock Stile Cladding         |
| 7. Weather Strip, V147                         | 16. Recessed Sill, see sills pg      | 26. Interlock Exterior, A1729            | 36. Stile Edge Cover, A1641          |
| 8. Top Rail Cladding                           | 17. Part Stop, Exterior, A1724       | 27. Pile Weather Strip                   | 37. Head Jamb Nailing Fin            |
| 9. Ogee Glazing Cap                            | 18. Part Stop, Flat, A1656           | 28. Interlock Interior, Wood Wrap, C0038 | 38. Jamb Nailing Fin                 |
|  | 19. Guide Rail Weather Strip, V1785  | 29. Stationary Jamb, Blank Cover, W10112 |                                      |

When ordering replacement Ultimate Lift and Slide Door parts specify:

1. type of unit;
2. part number;
3. description.

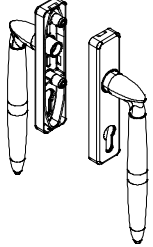

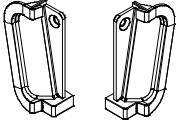
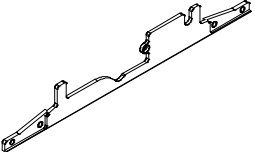

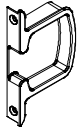
ILLUSTRATION NOT TO SCALE	DESCRIPTION	OPER./COLOR	PART NO.
	<p><b>Keyed Fixed Handle</b></p>	BZ PVD SN PVD BS PVD	02102250 02102251 02102252
	<p><b>Lever Case, Flush Mount Handle</b>                      From exterior: if panels operate to the left to open, then a LH part is needed. If panels operate to the right, then a RH part is needed.                      Includes:                      2 - #8-18 x 1" AB Full Thread Screws (11800645)</p>	BZ PVD LH BZ PVD RH SN PVD LH SN PVD RH BS PVD LH BS PVD RH	02102260 02102258 02102266 02102264 02102272 02102270
<p>LH Top RH Btm</p>  <p>LH Btm RH Top</p>	<p><b>Finger Well, Flush Mount Handle</b></p> <p>LH Top/RH Btm                      LH Btm/RH Top                      LH Top/RH Btm                      LH Btm/RH Top                      LH Top/RH Btm                      LH Btm/RH Top</p> <p>Includes:                      Qty 1 - #8-18 x 1" AB Full Thread Screws (11800645 SS, 11800651 BS, 11800652 DK BZ)</p>	BZ PVD BZ PVD SN PVD SN PVD BS PVD BS PVD	02102263 02102262 02102268 02102269 02102275 02102274
	<p><b>Filler Plate, Flush Mount Handle</b>                      From exterior: if panels operate to the left to open, then a LH part is needed. If panels operate to the right, then a RH part is needed.                      Includes: Qty 1- #8-15 x 1 1/2" Type A/TF 2/3 Thread (11881120)</p>	BZ PVD LH BZ PVD RH SN PVD LH SN PVD RH BS PVD LH BS PVD RH	02102261 02102259 02102267 02102265 02102273 02102271
	<p><b>Finger Pull, Interior</b>                      Includes:                      Qty 2- #8-18 x 1" AB Full Thread Screws (11800645 SS, 11800651 BS, 11800652 DK BZ)</p>	BZ PVD SN PVD BS PVD	02102253 02102254 02102255
	<p><b>Finger Pull, Exterior</b>                      Includes:                      2 - #8-18 x 1" AB Full Thread Screws (11800645 SS, 11800651 BS, 11800652 DK BZ)</p>	BZ PVD SN PVD BS PVD	02102241 02102242 02102243

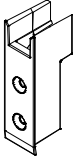
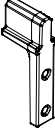
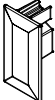
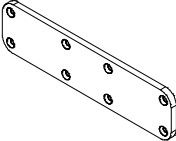
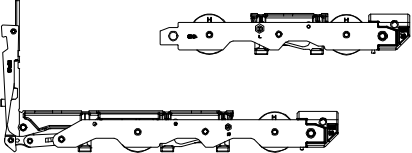
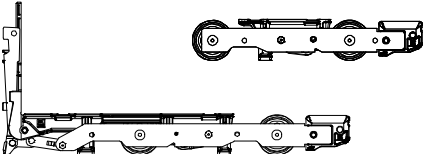
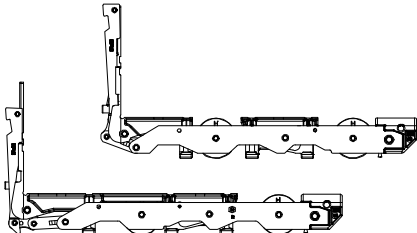
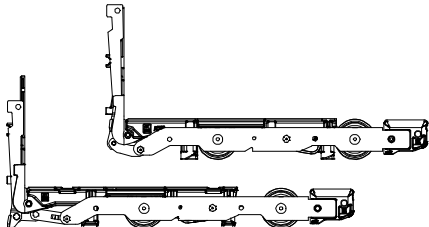
ILLUSTRATION NOT TO SCALE	DESCRIPTION	OPER./COLOR	PART NO.
	<p><b>Header Guide</b>                      Includes:                      Qty 2- #8-15 x 2 1/2" Type A/TF, 2/3 Thread (11800124 DK BZ, 11800648 SS)</p>	<p>GY                      BZ</p>	<p>02102128                      02102123</p>
	<p><b>Header Guide Insert                      Pocket Doors</b></p>		<p>02102118</p>
	<p><b>Header Guide End Cap Cover</b></p>	<p>BZ</p>	<p>02102119</p>
	<p><b>Splice Bracket, Head Jamb</b>                      Includes:                      Qty 8- #8-18 x 1 1/4" Phillips FH screws (11808114)</p>		<p>02102126</p>
	<p><b>Standard Corner/Straight Bogie</b>                      Usage Dates: April 3, 2012 to present                      Includes:                      Qty 4 (for Std) or 2 (for Straight) - #10-12 x 2" Phillips FH screws (02056012)                      Qty 2- M8 x 16 screw                      Qty 1- M5 x 13 screw</p>		<p>02102418</p>
	<p><b>Standard Corner/Straight Bogie</b>                      Usage Dates: Prior to April 3, 2012                      Includes:                      Qty 4 (for Std) or 2 (for Straight) - #10-12 x 2" Phillips FH screws (02056012)                      Qty 2- M8 x 16 screw                      Qty 2- M5 x 13 screw</p>		<p>02102240</p>
	<p><b>Standard Corner/Reverse Bogie</b>                      Usage Dates: April 3, 2012 to present (Primary Panel)                      Includes:                      Qty 4- #10-12 x 2" Phillips FH screws (02056012)                      Qty 2- M8 x 16 screw                      Qty 2- M5 x 13 screw</p>		<p>02102419</p>
	<p><b>Standard Corner/Reverse Bogie</b>                      Usage Dates: Prior to April 3, 2012 (Primary Panel)                      Includes:                      Qty 4- #10-12 x 2" Phillips FH screws (02056012)                      Qty 2- M8 x 16 screw                      Qty 2- M5 x 13 screw</p>		<p>02102239</p>

ILLUSTRATION NOT TO SCALE	DESCRIPTION	OPER./COLOR	PART NO.
	<b>Standard Gear</b> <i>Usage Dates: April 3, 2012 to present</i> For use with Keyed Fixed Handle. Includes: Qty 8- #10 x 2 screws (02056012 SS, 02100426 BZ)	Silver BZ	02102411 02102412
	<b>Standard Gear</b> <i>Usage Dates: Prior to April 3, 2012</i> For use with Keyed Fixed Handle. Includes: Qty 8- #10 x 2 screws (02056012 SS, 02100426 BZ)	Silver BZ	02102247 02102248
	<b>Lever Side Cover Rail/Drive Rail</b> <i>Usage Dates: April 3, 2012 to present</i> Includes: Qty 2- #10-12 x 2" Phillips FH screws (02056012)		02102408
	<b>Lever Side Cover Rail/Drive Rail</b> <i>Usage Dates: Prior to April 3, 2012</i> Includes: Qty 2- #10-12 x 2" Phillips FH screws (02056012)		02102236
	<b>Locking Side Cover Rail/Drive Rail</b> <i>Usage Dates: April 3, 2012 to present</i> Includes: Qty 8- #10-12 x 2" Phillips FH screws (02056012 SS or 02100426 DK BZ)	Silver BZ	02102409 02102410
	<b>Locking Side Cover Rail/Drive Rail</b> <i>Usage Dates: Prior to April 3, 2012</i> Includes: Qty 8- #10-12 x 2" Phillips FH screws (02056012 SS or 02100426 DK BZ)	Silver BZ	02102237 02102238
	<b>Locking Side Cover Rail/Drive Rail Extension</b> <i>Usage Dates: April 3, 2012 to present</i> Includes: Qty 2-3- #10-12 x 2" Phillips FH screws (02056012 SS or 02100426 DK BZ)	<u>Flush Handle</u> Silver BZ <u>Keyed Fixed Handle</u> Silver BZ	02102420 02102421 02102422 02102423
	<b>Locking Side Cover Rail/Drive Rail Extension</b> <i>Usage Dates: Prior to April 3, 2012</i> Includes: Qty 2-3- #10-12 x 2" Phillips FH screws (02056012 SS or 02100426 DK BZ)	<u>Flush Handle</u> Silver BZ <u>Keyed Fixed Handle</u> Silver BZ	02102256 02102257 02102201 02102202



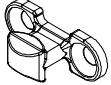
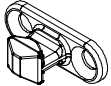
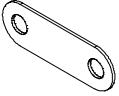
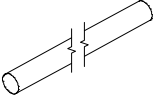
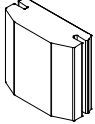
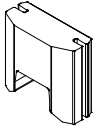
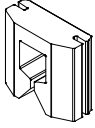

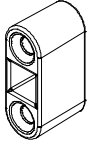
ILLUSTRATION NOT TO SCALE	DESCRIPTION	OPER./COLOR	PART NO.
	<b>Cover Rail Extension</b> <i>Usage Dates: April 3, 2012 to present</i> Includes: Qty 1-2- #10-12 x 2" Phillips FH screws (02056012 SS or 02100426 DK BZ)	Silver BZ	02102413 02102414
	<b>Cover Rail Extension</b> <i>Usage Dates: Prior to April 3, 2012</i> Includes: Qty 1-2- #10-12 x 2" Phillips FH screws (02056012 SS or 02100426 DK BZ)	Silver BZ	02102500 02102501
	<b>Locking Bolt</b> <i>Usage Dates: April 3, 2012 to present</i> Includes: Qty 2- #10 x 3" FH screws (11801017)		02102417
	<b>Locking Bolt</b> <i>Usage Dates: Prior to April 3, 2012</i> Includes: Qty 2- #8 x 3" FH screws (11800858)		02102244
	<b>Locking Bolt Shim</b>		02102127
	<b>Connecting Rod</b>	Specify Length	02102249
	<b>Foam Seal</b>		10500086
	<b>Foam Seal, Head Jamb, Stationary Stacked Door</b>		10500088
	<b>Foam Seal, Head Jamb Guide Track</b>		10500087
	<b>Stationary Retainer - Flushed Bolt</b> Stationary Door Includes: Qty 2- #8-15 x 2 1/2" Type A/TF, 2/3 Thread (11808212)		02102115
	<b>Shoot Bolt Receiver</b> Stacked Door Stationary Head Jamb Includes: Qty 2- #7-16 x 2" Type A/TF, 2/3 Thread (11800720)	BZ	02102121

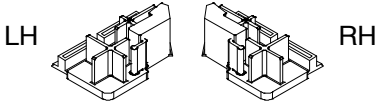
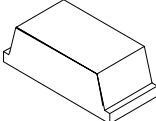
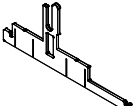
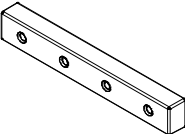
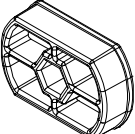
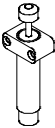
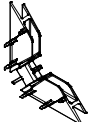
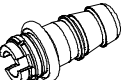


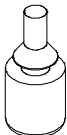
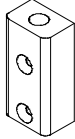
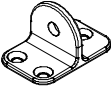




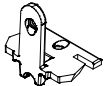
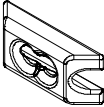
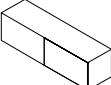





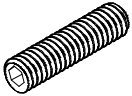
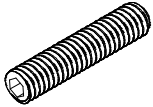
ILLUSTRATION NOT TO SCALE	DESCRIPTION	OPER./COLOR	PART NO.
	<b>Interlock Bottom Seal</b>	RH LH	02102280 02102281
	<b>Stile End Cover Foam Gasket</b>		10500056
	<b>Recessed Sill Splice Gasket</b> For Recessed Sill and Recessed Sill with Drainage		10500055
	<b>Sill Splice Key</b> Includes: Qty 4- #8-32 x 1/2" FH Self Tapping Screw (02100325)		02102114
	<b>Performance Sill Spacer</b>		11255021
	<b>Velocity Controller with Mounting Block</b> Includes: Qty 2- #8-15 x 2 1/2" Type A/TF, 2/3 Thread (11808212)		02102276
	<b>Corner Key, Head Jamb</b>		02102282
	<b>Drainage Connector</b>		02102277
	<b>Frame Splice Key</b> Includes: Qty 2- #8-18 x 1" AB Full Thread screws (11800645)		02102122
	<b>Bumper Retainer</b> Includes: Qty 2- #7-16 x 2" Type A/TF, 2/3 Thread (11800720)		02102125
	<b>.438 Rubber Bumper Pocket Door</b> For use with Bumper Retainer		02101074
	<b>.500 Rubber Bumper Stacked Door</b>		02101076

ILLUSTRATION NOT TO SCALE	DESCRIPTION	OPER./COLOR	PART NO.
	<b>Traditional Panel Wood Bumper Retainer</b> Stacked Door Includes: Qty 2- #8-18 x 1 1/2" screws (11881120)		71275100
	<b>Traditional Panel Bumper Retainer</b> Includes: Qty 3- #8-18 x 1 1/2" Type A/AB, Full Thread (02058013)	BZ	02102116
	<b>Contemporary Panel Bumper Retainer</b> Includes: Qty 2- #8-15 x 2 1/2" Type A/TF, 2/3 Thread (11800124) Qty 1- #8-15 x 7/8" PH Flat, AB (02100425)	BZ	02102117
	<b>.625 Rubber Bumper</b> For use with Traditional and Contemporary Panel Bumper Retainer.		02101075
	<b>Pocket Interlock Seal Backer</b> Pocket Door		10500085
	<b>Stationary Bracket</b> Stacked Door Includes: Qty 4- #8-15 x 1 1/2" Type A/TF, 2/3 Thread (11881120)		02102124
	<b>XX Panel Placement Guide</b> Panel Includes: Qty 2- #8-18 x 1" Type AB Full Thread (11800652)		02102278
	<b>XX Panel Placement Bracket</b> Sill Includes: Qty 1- #8-32 x 1/2" Flat Head Self Tapping Screw (02100325)		02102279
	<b>XX Meeting Stile Foam</b>		10500057
	<b>Edge Pull</b> Bi-Parting Inactive Panel Includes: Qty 2- #8-18 x 1" Type AB Full Thread (11800625)	SC	02102384
	<b>Jamb Shim Screw</b> 5/16" x 1.25		02100327



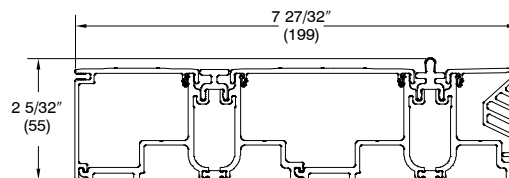
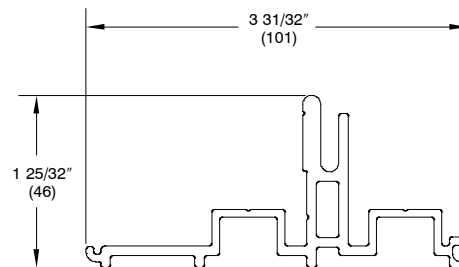
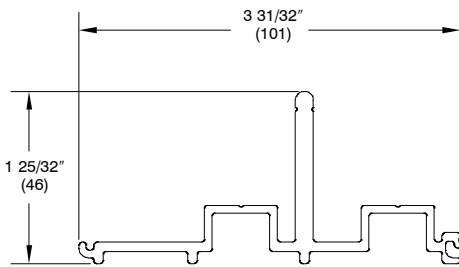
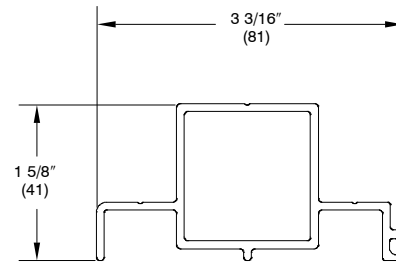
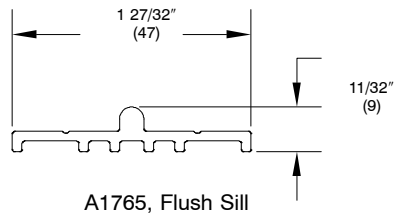
ULTIMATE LIFT AND SLIDE DOOR  
**REPLACEMENT PARTS**

ILLUSTRATION NOT TO SCALE	DESCRIPTION	OPER./COLOR	PART NO.
	<b>UNC Set Screw</b> 5/16" x 18 x .375 Used to install pocket interlock.		02100329
	<b>UNC Set Screw</b> 5/16" x 18 x .625 Used to install pocket interlock.		02100330
	<b>UNC Set Screw</b> 5/16" x 18 x .75 Leveling screws for recessed sills.		02100326
	<b>UNC Set Screw</b> 5/16" x 18 x 1.25 Leveling screws for recessed sills.		02100327
	<b>UNC Set Screw</b> 5/16" x 18 x 1.5 Leveling screws for recessed sills.		02100328

ULTIMATE LIFT AND SLIDE DOOR  
**INSTALLATION ACCESSORIES**

ILLUSTRATION NOT TO SCALE	DESCRIPTION	OPER./COLOR	PART NO.
	Sill Track Gauge		02102386
	Key Fixed Handle Lock Bolt Jig		02102388
	Flush Handle Lock Bolt Jig		02102387
	Shoot Bolt Placement Guide		02102385

**ORDERING REPLACEMENT SILLS FOR THE ULTIMATE LIFT AND SLIDE DOOR**



**TO ORDER REPLACEMENT SILLS**

When ordering replacement sills, specify:

1. profile number;
2. total rough opening width, or length of sill;
3. handing;
4. finish;
5. foot bolt (where applicable);
6. original order number.

**ITEMS INCLUDED WITH STACKED PANEL:**

Primary*	Secondary**	Stationary	Bi-Parting*
Panel Sweep (specify color) Interlock Weather Strip (specify color) Rout for exterior finger pull – (only if original had flush handle) Stile edge cover Handle rout prep (flushed or keyed)	Panel Sweep (specify color) 2 Interlocks Weather Strip Rout for panel bumpers 2 Stile edge covers Interior flush handle rout	Panel Sweep (specify color) Interlock Weather Strip Stile edge cover Shootbolts with stationary brackets	Panel Sweep (specify color) Interlock Weather Strip Stile edge cover Interior flush handle rout Exterior finger pull rout

\* If an operating panel is interlocking to a stationary panel, the panel will need to be prepped with bumpers for the stationary jamb.

\*\* If a secondary panel interlocks with the primary panel, specify the type of handle used on the primary panel (flush or keyed exterior). This will determine where the panel bumper prep will be located.

**INFORMATION REQUIRED TO ORDER REPLACEMENT PANELS**

NOTE: Specify sill type, **flush/recessed or performance sill**, on all orders for replacement panels. Specify interior sticking profile (Ogee or Square).

**Primary panel – Options**

1. Panel with operating hardware (color) and flush handle installed (color).
2. Panel with operating hardware (color) and keyed fixed handle set (color).
3. Interior finger pull rout.
4. If panel interlocks with stationary panel, prep with bumpers.

**Secondary panel – Options**

1. Panel with operating hardware and flush handle installed (color).
2. If panel interlocks with stationary panel, prep with bumpers.

**Bi-Parting Inactive panel – Options**

1. Panel with operating hardware (no color needed) and flush handle (color needed).
2. With edge pull installed (only available in Satin Chrome).
3. Interior finger pull rout.
4. Inactive locking base w/astragal. (Will need to order locking bolt jig).
5. Locking bolt jig (keyed fixed handle part #02102388 or flush handle part #02102387).
6. If panel interlocks with stationary panel, prep with bumpers.

Weather strip is determined by the color of the sill (black weather strip = bronze anodized sill, gray weather strip = mill anodized sill).

Panel sweep color is determined by the color of the sill – same as above.

Interlocks and Panel Edge Covers are wood wrapped and will match wood species.

Interior Finger Pulls, Exterior Finger Pulls, Flush Mount Levers and Keyed Handle Sets available in Bronze PVD, Satin Nickel PVD, and Brass PVD.

Operating hardware is available Bronze or Gray – determined by color of sill.

**ITEMS INCLUDED WITH POCKET PANEL:**

Primary	PX-XP Primary	Secondary**	Pocket**	Bi-Parting	PX-XP Inactive
Panel Sweep (specify color)	Panel Sweep (specify color)	Panel Sweep (specify color)	Panel Sweep (specify color)	Panel Sweep (specify color)	Panel Sweep (specify color)
Interlock	Pocket Panel Interlock Backer	2 Interlocks	Pocket Panel Interlock Backer	Interlock	Pocket Panel Interlock Backer
Weather Strip (specify color)	Interlock	Weather Strip	2 – Interlocks	Weather Strip	Interlock
Rout for exterior finger pull – (only if original had flush handle)	Weather Strip (specify color)	Rout for panel bumpers	Weather Strip	Stile edge cover	Weather Strip
Stile edge cover	Rout for exterior finger pull (only if original had flush handle)	2 Stile edge covers	Rout for panel bumpers	Interior flush handle rout	Exterior finger pull rout
Handle rout prep (flushed or keyed)	Handle rout prep (flush or keyed)	Interior flush handle rout	Stile edge cover	Exterior finger pull rout	Interior flush handle rout
			Interior flush handle rout		

\*\* If a secondary panel interlocks with the primary panel, specify the type of handle used on the primary panel (flush or keyed exterior). This will determine where the panel bumper prep will be located.

**INFORMATION REQUIRED TO ORDER REPLACEMENT PANELS**

NOTE: Specify sill type, **flush/recessed or performance**, sill on all orders for replacement panels. Specify interior sticking profile (Ogee or Square).

**Primary panel – Options**

1. Panel with operating hardware (color) and flush handle installed (color).
2. Panel with operating hardware (color) and keyed fixed handle set (color).
3. Interior finger pull rout.

**PX-XP Primary Panel – Options**

1. Panel with operating hardware (color) and flush handle installed (color).
2. Panel with operating hardware (color) and keyed handle set (color).
3. Interior finger pull rout.

**Secondary panel – Options**

1. Panel with operating hardware and flush handle installed (color).

**Pocket Panel – Options**

1. Panel with operating hardware (color) and flush handle installed (color).

**Bi-Parting Inactive panel – Options**

1. Panel with operating hardware (no color needed) and flush handle (color needed).
2. With edge pull installed (only available in Satin Chrome).
3. Interior finger pull rout.
4. Inactive locking base w/astragal. (Will need to order locking bolt jig).
5. Locking bolt jig (keyed fixed handle part #02102388 or flush handle part #02102387).

**PX-XP Inactive Panel – Options**

1. Panel with operating hardware and flush handle installed (color).
2. With edge pull installed (only available in Satin Chrome).
3. Interior finger pull rout.
4. Inactive locking base w/astragal. (Will need locking bolt jig).
5. Locking bolt jig (keyed fixed handle part #02102388 or flush handle part #02102387).

Weather strip is determined by the color of the sill (black weather strip = bronze anodized sill, gray weather strip = mill anodized sill).

Panel sweep color is determined by the color of the sill – same as above.

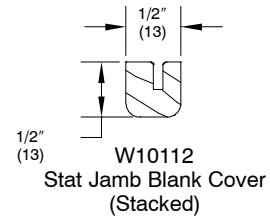
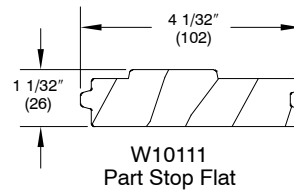
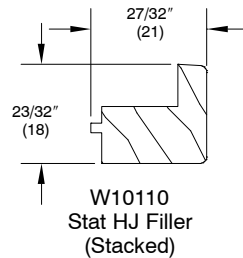
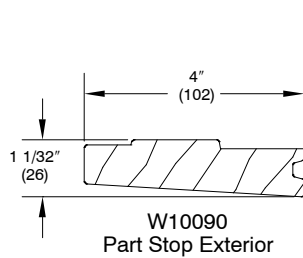
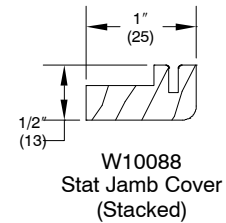
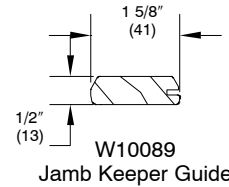
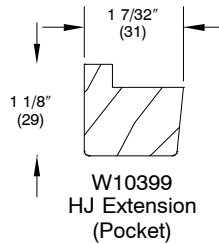
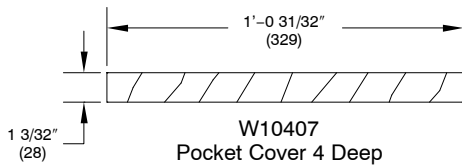
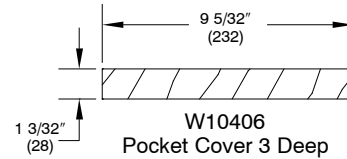
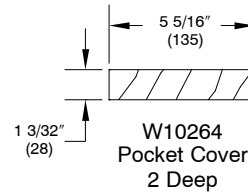
Interlocks and Panel Edge Covers are wood wrapped and will match wood species.

Interior Finger Pulls, Exterior Finger Pulls, Flush Mount Levers and Keyed Handle Sets available in Bronze PVD, Satin Nickel PVD, and Brass PVD.

Operating hardware is available Bronze or Gray – determined by color of sill.

**ORDERING REPLACEMENT WOOD PARTS FOR THE ULTIMATE LIFT AND SLIDE.**

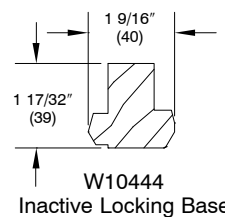
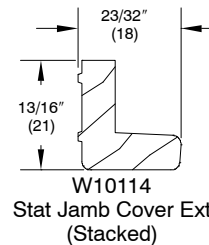
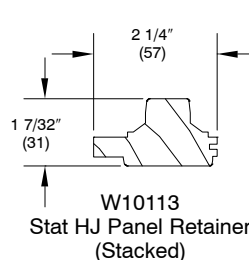
	Wood	Clad
Pocket Cover 2 Deep (Pocket)	W10264	W10264
Pocket Cover 3 Deep (Pocket)	W10406	W10406
Pocket Cover 4 Deep (Pocket)	W10407	W10407
Head Jamb Extension (Pocket)	W10399	---
Jamb Keeper Guide	W10089	W10089
Part Stop Exterior	W10090	---
Stationary Head Jamb Panel Retainer (Stacked)	W10113	W10113
Stationary Head Jamb Filler (Stacked)	W10110	---
Part Stop Flat	W10111	---
Stationary Jamb Cover (Stacked)	W10088	W10088
Stationary Jamb Blank Cover (Stacked)	W10112	W10112
Stationary Jamb Cover Exterior (Stacked)	W10114	---
Inactive Locking Base	W10444	W10444



**TO ORDER REPLACEMENT PARTS**

When ordering replacement parts specify:

1. profile number;
2. total rough opening;
3. handing;
4. species;
5. finish (where applicable);
6. order number (field calcs information).



**ORDERING REPLACEMENT ALUMINUM AND ALUMINUM WOOD WRAP PARTS FOR THE ULTIMATE LIFT AND SLIDE.**

	Wood	Clad
Stile Edge Cover	A1641	A1641
Stile Edge Cover, Wood Wrap*	C0026*	C0026*
Interlock, Interior For all pocket panels	A1658	A1658
Interlock, Vinyl, Wood Wrap	C0079	C0079
Interlock, Exterior	A1729	A1729
Interlock, Exterior, Wood Wrap	C0039	---
Astragal**	A1811**	A1811**
Astragal, Wood Wrap**	C0060**	---
Header Guide	A1654	A1654
Header Guide, Interior, Wood Wrap	C0050	C0050
Part Stop, Flat	---	A1656
Part Stop Exterior	---	A1724
Stationary Jamb Part Stop	---	A1722
Stationary Head Jamb Filler (Stacked)	---	A1723
Pocket Interlock	A1793	A1793
Pocket Interlock, Wood Wrap	C0056	---
Pocket Interlock Base	A1792	A1792
Pocket Panel Part Stop, Wood Wrap	C0057	---

\* When ordering, designate either interior or exterior.

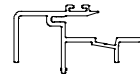
\*\*When ordering, designate either keyed fixed handle or flush handle.



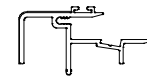
A1641, Stile Edge Cover



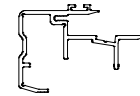
C0026, Stile Edge Cover, Wood Wrap



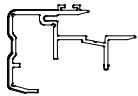
A1658 Interlock, Interior for all Pocket Panels



C0079 Interlock, Vinyl, Wood Wrap



A1729, Interlock, Exterior



C0039, Interlock, Exterior, Wood Wrap



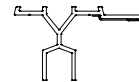
A1811, Astragal



C0060, Astragal, Wood Wrap



A1654, Header Guide



C0050, Header Guide, Interior, Wood Wrap



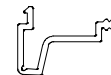
A1656, Part Stop, Flat



A1724, Part Stop, Exterior



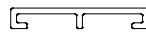
A1722, Stationary Jamb Part Stop



A1723, Stationary Head Jamb Filler



A1793, Pocket Interlock



A1792, Pocket Interlock Base (BZ only)



C0056, Pocket Interlock, Wood Wrap

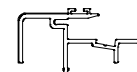


C0057, Pocket Panel Part Stop, Wood Wrap

**TO ORDER REPLACEMENT PARTS**

When ordering replacement parts specify:

1. profile number;
2. total rough opening;
3. handing;
4. color (where applicable);
5. species (where applicable);
6. finish (where applicable);
7. order number (field calcs information).



C0038, Interlock, Interior, Wood Wrap discontinued 8/2011

When ordering replacement vinyl parts specify:

1. quantity;
2. length;
3. part number;
4. description.

<b>ILLUSTRATION</b> <i>NOT TO SCALE</i>	<b>DESCRIPTION</b>	<b>COLOR</b>	<b>PART NO.</b>
	<b>V1785, Guide Rail Weather Strip</b> 150"	BK	15641399
	<b>V147, Frame Weather Strip</b> (Panel) 150"	BG BK	15351699 17002299
	<b>V1138, Weather Strip</b> (Jamb) Specify Length	BG BZ	15910499 15910799
	<b>V803, Connecting Barb</b> Specify Length		15812999
	<b>C0059, Panel Sweep</b> 150" Contemporary or Traditional. Need original order number or field calcs information.	BK GY	11188699 11188599
	<b>Pile Weather Strip</b>		11107533




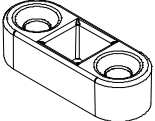
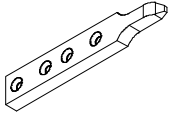
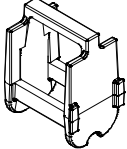
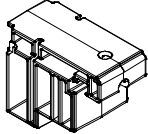
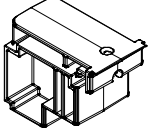
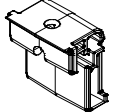
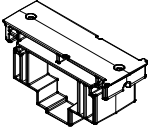
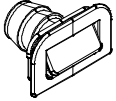
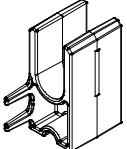
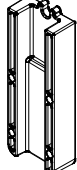
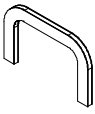
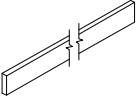
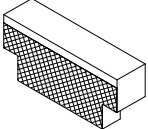
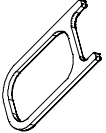

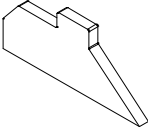
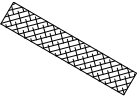
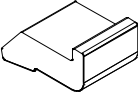
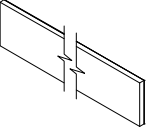
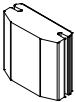
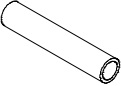
ILLUSTRATION NOT TO SCALE	DESCRIPTION	COLOR	PART NO.
	<b>Shoot Bolt Retainer Backer</b>	Stainless Steel	02102397
	<b>Shoot Bolt Receiver</b> Height 3/8"	Stainless Steel	10501370
	<b>Milled Stationary Retainer</b>	Stainless Steel	02102190
	<b>Sill End Cap, Injectable</b>	Black	11872784
	<b>End Cap, Stacked</b>	Black	11872783
	<b>End Cap, Pocket</b>	Black	11872782
	<b>End Cap, Interior</b>	Black	11872781
	<b>End Cap, Middle</b>	Black	11872780
	<b>Drainage Outlet</b>	DKBR Light Gray	10500832 10500833
	<b>Middle Panel Sill Retainer</b>	Zinc Plated Black	11860078
	<b>Sill Panel Retainer</b>	Zinc Plated Black	11860079

ILLUSTRATION NOT TO SCALE	DESCRIPTION	COLOR	PART NO.
	<b>Drainage Outlet Foam Gasket</b> Adhesive backed	Black	10500475
	<b>Sill Cover Splice Gasket</b> Adhesive backed	Black	10500473
	<b>Head Jamb Part Stop End Gasket</b> Adhesive backed	Black	10500472
	<b>Performance Sill Splice Gasket</b> Adhesive backed	Black	10500470
	<b>Sill Pan Gasket</b> 25 Ft Roll Adhesive backed	Gray/Black	10501579
	<b>Pocket Interlock Lower Gasket</b> Adhesive backed	Black	10500476
	<b>Reticulated Foam</b> 5/8" x 3 1/2"		10501578
	<b>Pocket Interlock Bottom Seal</b> Adhesive backed	Gray	10500477
	<b>Bottom of Jamb Gasket</b> Adhesive backed	Black	10500059
	<b>Foam Seal, Performance Sill</b> Adhesive backed	Black	10500078
	<b>3/8" ID Flexible Tubing</b>		10501101

# PERFORMANCE SILL REPLACEMENT PARTS

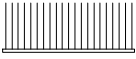
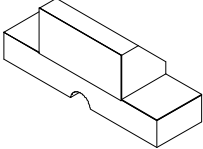
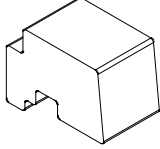
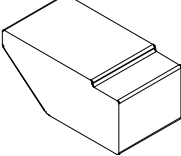
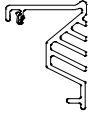


ILLUSTRATION NOT TO SCALE	DESCRIPTION	COLOR	PART NO.
	<p><b>Pocket Interlock Dust Block</b> Adhesive backed 1" x 2"</p>	<p>Gray</p>	<p>15600004</p>
	<p><b>Sill Panel Retainer Foam Seal</b> Adhesive backed</p>	<p>Black</p>	<p>10500474</p>
	<p><b>Frame Cladding Foam Backer</b></p>	<p>Gray</p>	<p>10500077</p>
	<p><b>Pocket Interlock Top Seal</b> Adhesive backed</p>	<p>Gray</p>	<p>10500479</p>

ILLUSTRATION NOT TO SCALE	DESCRIPTION	COLOR	PART NO.
	<b>Thermal Break Filler</b> <b>V2084</b> 150" piece	Black Light Gray	15901499 15901399
	<b>Thermal Break Roller Track</b> <b>V2083</b> 150" piece	Black	15901299
	<b>Stainless Steel Sill Track Cap</b> 150" piece	SS	18633017
	<b>UNC Set Screw</b> 5/16" x 18 x .75	SS	02100331

**REPLACEMENT ALUMINUM PARTS FOR THE ULTIMATE LIFT AND SLIDE.**

	<b>Sill Cover, Interior with Fins/Gasket</b> <b>A1938/V1660</b>
	<b>Sill Cover, Middle with gasket</b> <b>A193/V1660</b>
	<b>Sill Cover, Pocket with gasket</b> <b>A1938/V1660</b>