

CHAPTER 18

WOOD AND CLAD SLIDING PATIO DOOR

Table of Contents

	PAGE
History – Sliding Patio Door	18.2
History – Obsolete Trimline Patio Door	18.3
Part Identification	
Part Identification – Wood Sliding Patio Door – OX or XO	18.4
Part Identification – Wood Sliding Patio Door Stationary	18.5
Part Identification – Wood Sliding Patio Door – XOO, OXO or OXXO Jamb Detail	18.6
Part Identification – Clad Sliding Patio Door – OX or XO	18.7
Part Identification – Clad Sliding Patio Door Stationary	18.8
Part Identification – Clad Sliding Patio Door – XOO, OXO or OXXO Jamb Detail	18.9
Parts	
Hardware and Miscellaneous	18.10
Replacement Wood Parts	18.15
Replacement Vinyl, Fiberglass or Aluminum Parts	18.16
Panel Replacement	18.17
Weather Strip	18.18
Screens and Screen Parts	18.20
Obsolete Parts – Sliding Patio Door	18.23
Obsolete Weather Strip	18.24
Obsolete Screens & Screen Part – Sliding Patio Door	18.25
Obsolete Parts – Trimline Patio Door	18.26
Obsolete Replacement Wood Parts – Trimline Patio Door	18.29
Obsolete Replacement Vinyl, Fiberglass or Aluminum – Trimline Patio Door	18.30
Obsolete Weather Strip – Trimline Patio Door	18.31
Obsolete Panel Replacement – Trimline Patio Door	18.34
Obsolete Screens & Screen Parts – Trimline Patio Door	18.35

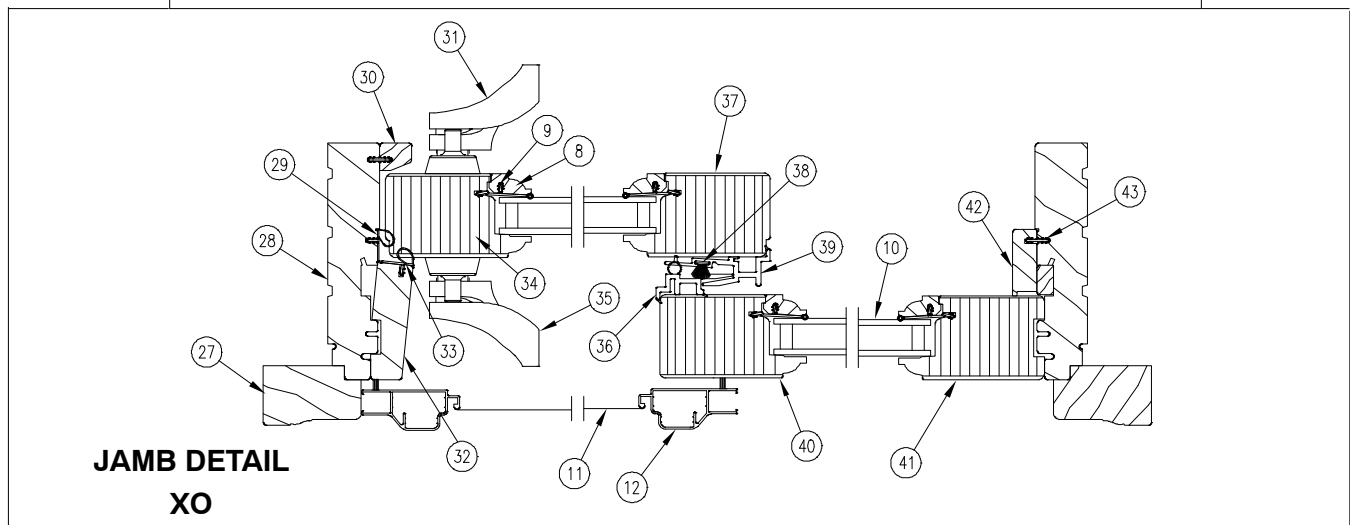
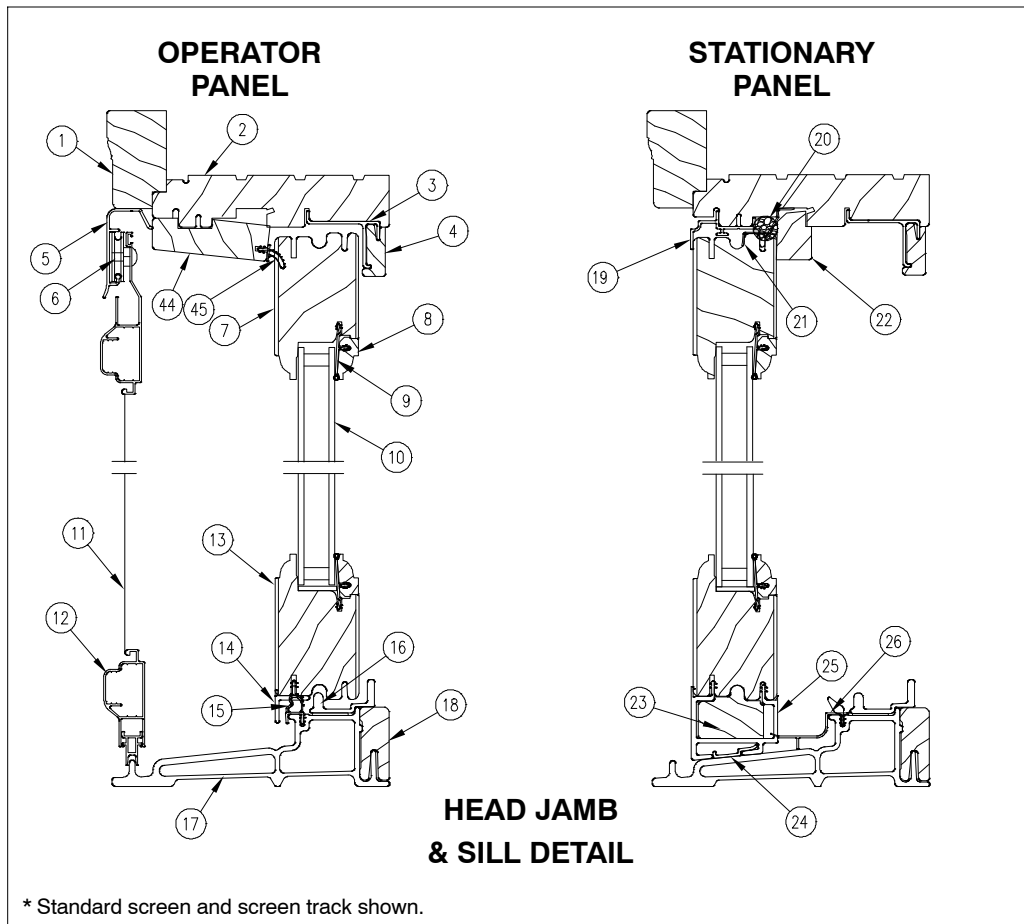
ATTENTION:

- Specification and technical data are subject to change without notice.
- Numbers listed in parentheses () are metric equivalents in millimeters rounded to the nearest whole number.

PRODUCED	UNIT TYPE	FEATURES OR CHANGES	DISCONTINUED
2003	Wood and Clad Sliding Patio Door	11/03/03 Introduced Sliding Patio Doors.	Present
2005	Wood and Clad Sliding Patio Door	Introduced optional Bronze Ultrex sill with Black weather strip.	Present
2005	Wood and Clad Sliding Patio Door	Added BS PVD hardware finish to door handles.	Present
2006	Wood and Clad Sliding Patio Door	3/27/06 Introduced the OXXO configuration to the Sliding Patio Door line. Added SN PVD hardware finish to door handles.	Present
2006	Wood and Clad Sliding Patio Door	7/24/06 Discontinued retro 6-5 height and replaced with 6-6 height. Frame OSM for 6-6 height is 3/4" taller than 6-5 doors. Frame OSM for 6-6 width is 11/16" wider (one panel), 1 3/8" wider (two panel) and 2 1/16" wider (three panel).	Present
2006	Wood and Clad Sliding Patio Door	11/2006 Discontinued stationary panel top rail spacer (W8452) and replaced with a stationary bracket. Updated W7504 stationary panel head jamb cover profile.	Present
2008	Wood and Clad Sliding Patio Door	6/02/2008 Introduced charcoal colored high transparency screen mesh (CH HI-TRAN) as an option on all window and door products (including combinations).	Present
2009	All	3/23/2009 Added LoE ³ -366™ as a standard option for all products. Added Cedro Macho as a standard option for all clad products.	Present
2009	Wood and Clad Sliding Patio Door	5/26/2009 Introduced the new Low Profile Sill as an option to the Sliding Patio Door and Ultimate Sliding French Door.	Present
2010	All Doors	2/22/2010 Added Dark Bronze hardware finish to doors.	Present
2011	All Doors	04/25/2011 Added LoE-180™ as a standard option for all products. White painted interior finish option introduced for all products.	Present
2012	Wood and Clad Sliding Patio Door	10-29-2012 Interior Square Sticking/Glazing Bead option introduced. 12-17-2012 Introduced Clear interior finish option on all products.	Present
2013	Wood and Clad Sliding Patio Door	4-29-2013 – Retro height 66 will be designated with an "R" in the CN. Introduced interior stain options. Stain colors are Wheat, Honey, Leather, Hazelnut, Cabernet and Espresso. 12/16/2013 – Interior Shades option introduced.	Present

HISTORY

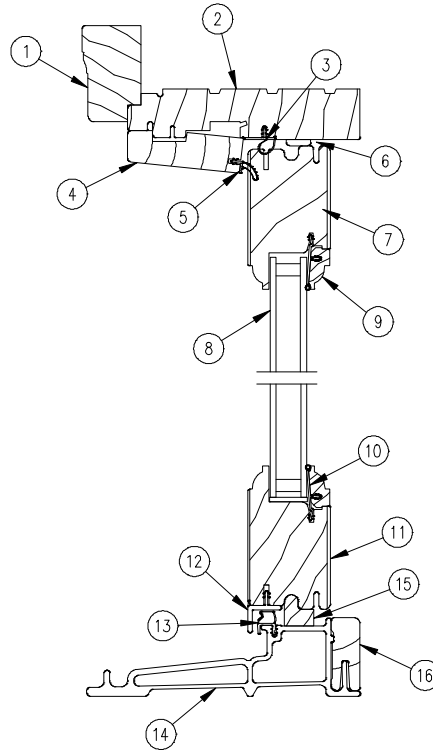
PRODUCED	UNIT TYPE	FEATURES OR CHANGES	DISCONTINUED
1988	Wood Retro Patio Door	Unit features 3/4" insulating glass, mortise style locking system, exterior (non-keyed) handle and wood interior handle. All models including three panel doors feature continuous header and sill. Bare wood exterior. Bronze exterior (non keyed) handle. Lexan sill with wood sill core.	Present 1989 1991 1991
1989	Wood Retro Patio Door	Primed exterior standard.	1998
1990	Clad Retro Patio Door	Unit features extruded aluminum clad exterior, 3/4" insulating glass, clad glazing cap, mortise style locking system, exterior (non-keyed) handle and wood interior handle. All models including three panel doors feature continuous header and sill. Bronze exterior (non-keyed) handle. Lexan sill with wood sill core.	Present 1991 1991
1991	Wood and Clad Retro Patio Door	External component parts changed to beige including exterior (non-keyed) handle. Sill redesigned from wood sill core to a composite sill core (this resulted in panel size change also affecting grilles, screens and glass sizes).	Present 1995
1992	Wood and Clad Retro Patio Door	Retro CN 6-8 height was changed to a CN 6-5 height. A full size CN 6-8 height door was added to product line. Term "Retro" changed to Trimline.	Present
1992	Wood Trimline Patio Door	Simulated divided lite option introduced.	Present
1993	Clad Trimline Patio Door	Clad simulated divided lite and factory installed brick mould casing introduced.	Present
1995	Wood and Clad Trimline Patio Door	Sill redesigned from Lexan cover with a composite sill core to a one piece composite sill (no panel size change). Added roller track and cover, redesigned leveling block and added leveling block filler, replaced dust block assembly with hydroseal and redesigned panel drip. Panel drip replaced sill weather strip. Redesigned interlocks (and added interlock end caps with gaskets), redesigned operating jamb parting stop weather strip.	Present
1998	Wood and Clad Trimline Patio Door	1/98 Interlocks (V471,472,& 747) replaced with V714 & V715. Hydroseal and end cap replaced with dust block, dust block support, and gasket. Operator jamb weather strip (V777) replaced by V735. 5/98 Sill Roller track (V769) replaced with V786. Operator panel drip/weather strip (V760) replaced with V800 panel drip and V791 sill weather strip. Sill door stop (W7287) replaced with V807. 8/98 Added 8-0 height to standard sizes, also available in special sizes. Multi-point mortise lock standard. Performance ratings now DP 30 (up to 6/8), DP 20 (up to 8/0). Wood version available with interior sill and/or single glazed with EP. Prime exterior no longer standard, now optional. The enhancements and expanded product offerings to coincide with retirement of the Safe-T-Plus patio door.	Present Present Present
2002	Wood and Clad Trimline Patio Door	3/02 Stone White becomes a standard color. Arctic White transitions to a select color. 8/0 height decreases by 2 1/2 inches.	Present
2003	Wood and Clad Trimline Patio Door	11/03/03 Discontinued	Present



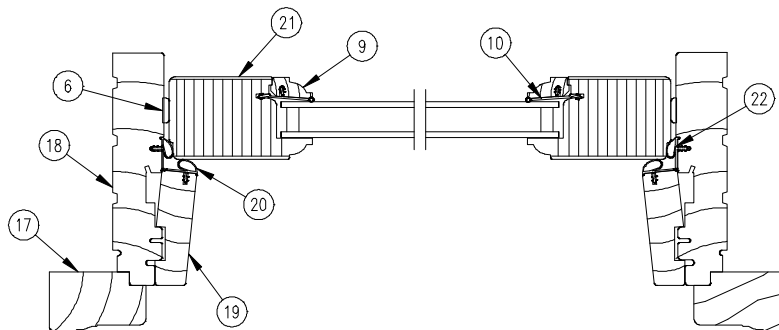
NOTE: Not to scale; specifications subject to change without notice.

- | | | | |
|---------------------------------|--------------------------------------|----------------------------------|---------------------------------------|
| 1. Head Jamb Brick Mould Casing | 14. Panel Drip | 26. Sill Condensation Cover | 38. Operator Panel Pile Weather Strip |
| 2. Head Jamb | 15. Sill Weather Strip | 27. Side Jamb Brick Mould Casing | 39. Operator Panel Interlock |
| 3. Panel Guide | 16. Sill Roller Track | 28. Side Jamb | 40. Stationary Meeting Stile |
| 4. Header Guide Cover | 17. Ultrex Sill | 29. Side Jamb Weather Strip | 41. Stationary Jamb Stile |
| 5. Screen Track | 18. Sill Liner | 30. Interior Cover | 42. Stationary Jamb Cover |
| 6. Screen Roller | 19. Stationary Head Jamb Retainer | 31. Interior Handle Assembly | 43. Connecting Barb |
| 7. Operator Top Rail | 20. Backer Rod | 32. Jamb Parting Stop | 44. Head Jamb Parting Stop |
| 8. Glazing Cap | 21. Stationary Panel Bracket | 33. Parting Stop Weather Strip | 45. Parting Stop Weather Strip |
| 9. Glazing Bead | 22. Stationary Panel Head Jamb Cover | 34. Operator Locking Style | |
| 10. Insulated Glass | 23. Leveling Block Filler | 35. Exterior Handle Assembly | |
| 11. Screen Mesh | 24. Sill Stationary Panel Retainer | 36. Stationary Panel Interlock | |
| 12. Screen Frame | 25. Leveling Block | 37. Operator Meeting Style | |
| 13. Operator Bottom Rail | | | |

WOOD SLIDING PATIO DOOR STATIONARY



**HEAD JAMB
 & SILL DETAIL**

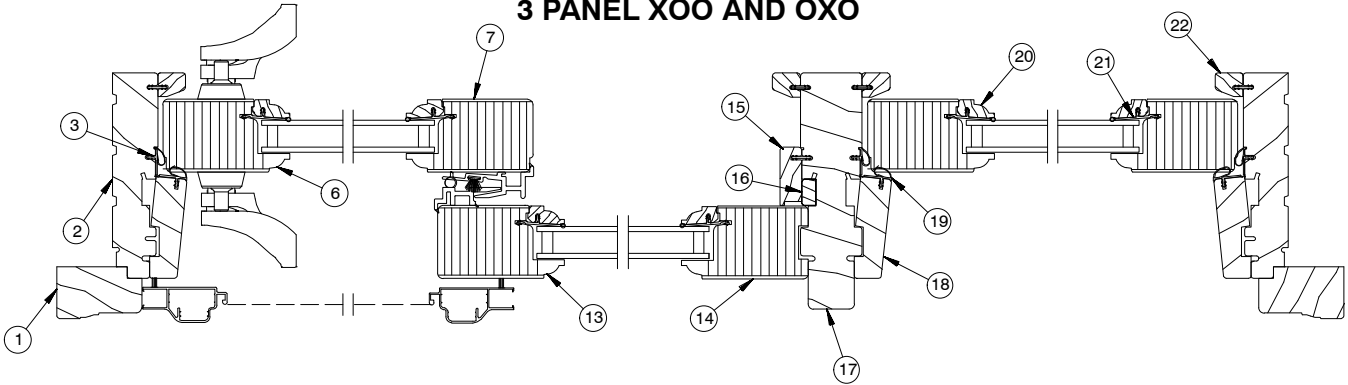


JAMB DETAIL

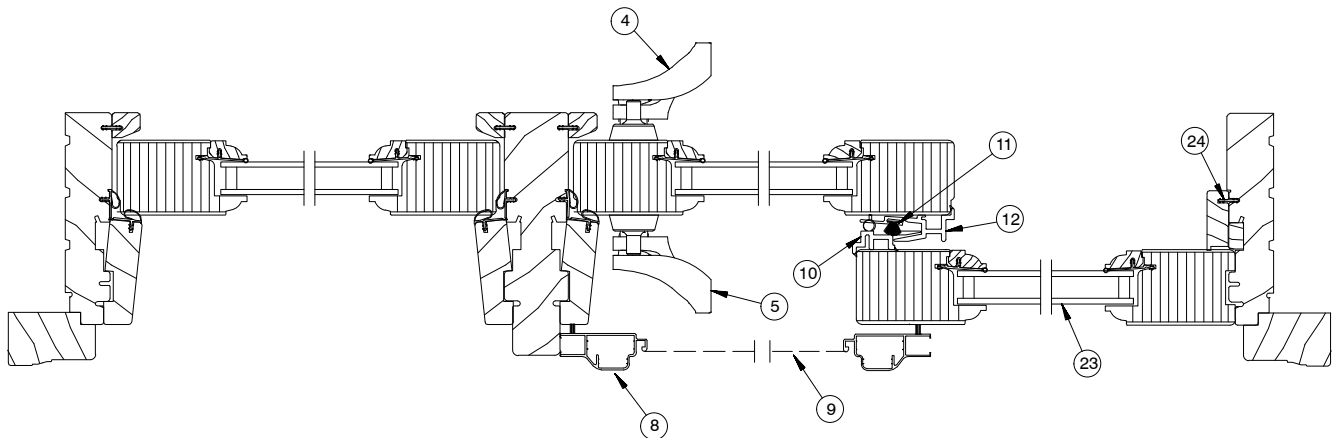
NOTE: Not to scale; specifications subject to change without notice.

- | | | |
|---------------------------------|------------------------|--|
| 1. Head Jamb Brick Mould Casing | 9. Glazing Cap | 17. Side Jamb Brick Mould Casing |
| 2. Head Jamb | 10. Glazing Bead | 18. Side Jamb |
| 3. Head Jamb Weather Strip | 11. Bottom Rail | 19. Side Jamb Parting Stop |
| 4. Head Jamb Parting Stop | 12. Panel Drip | 20. Side Jamb Parting Stop Weather Strip |
| 5. Parting Stop Weather Strip | 13. Sill Weather Strip | 21. Stile |
| 6. Spacer Tack | 14. Ultrex Sill | 22. Side Jamb Weather Strip |
| 7. Top Rail | 15. Stationary Spacer | |
| 8. Insulated Glass | 16. Sill Liner | |

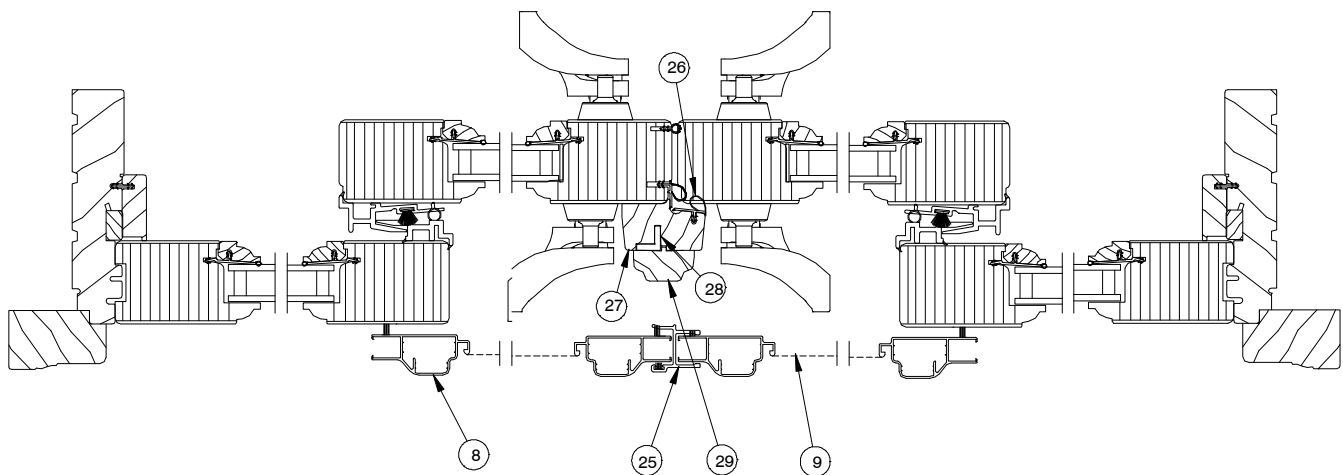
**WOOD SLIDING PATIO DOOR
 3 PANEL XO0 AND OX0**



THREE PANEL JAMB DETAIL - XO0



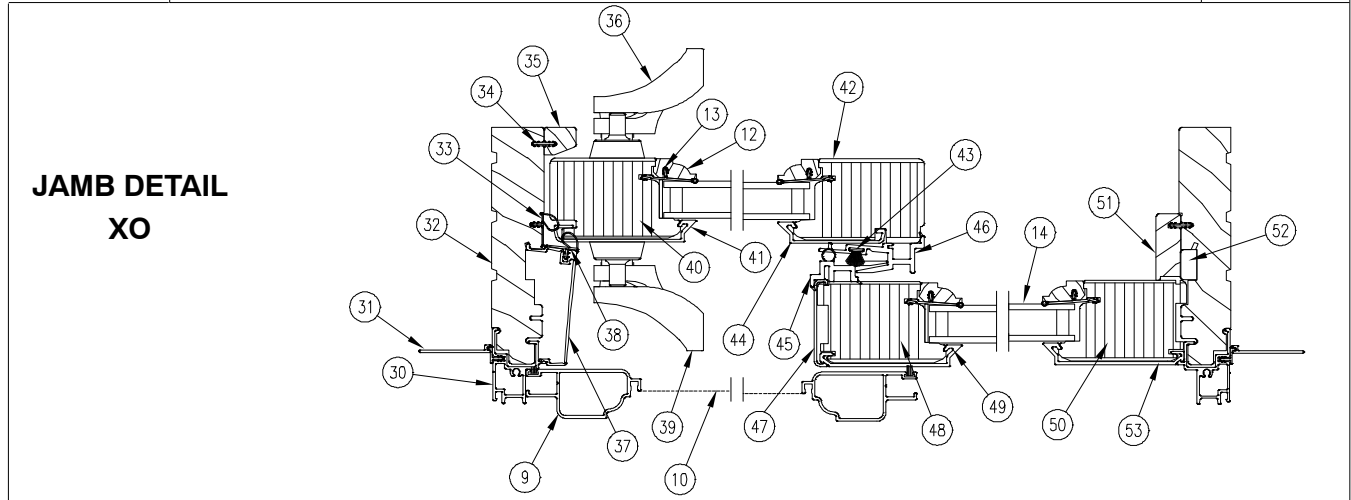
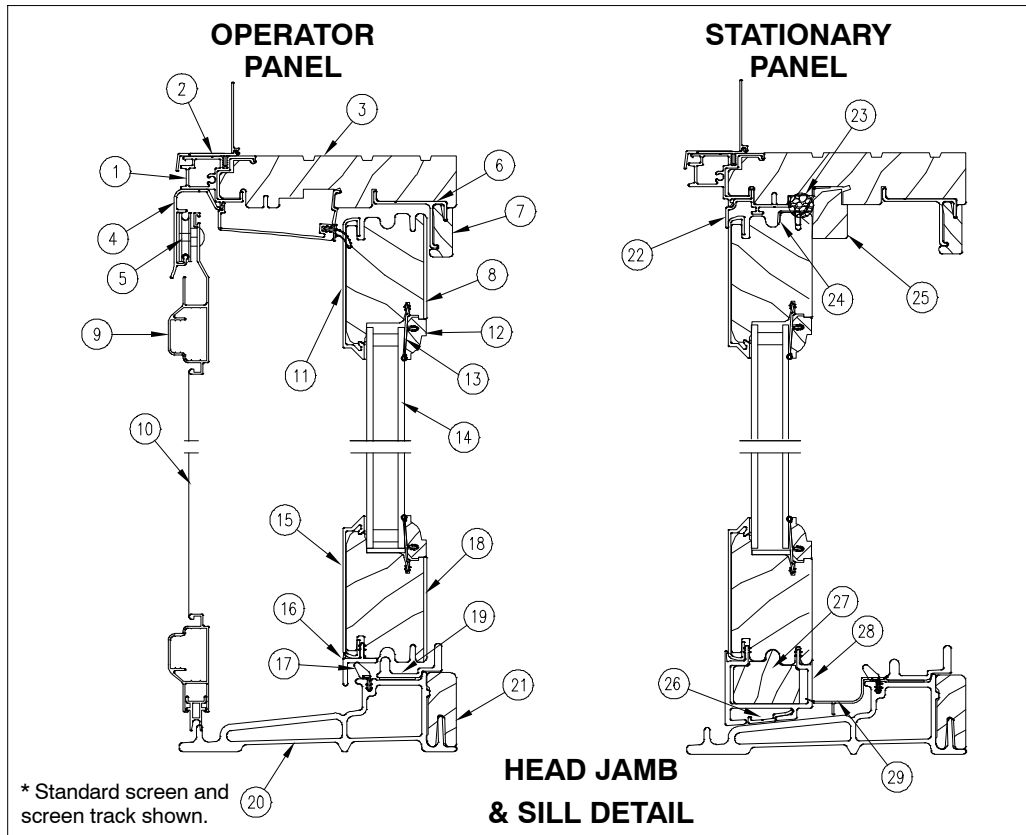
THREE PANEL JAMB DETAIL OX0



FOUR PANEL JAMB DETAIL OX0

NOTE: Not to scale; specifications subject to change without notice.

- | | | | |
|-----------------------------|---------------------------------------|--------------------------------|-----------------------------|
| 1. Side Brick Mould Casing | 9. Screen Mesh | 17. Center Jamb | 25. Screen Astragal |
| 2. Side Jamb | 10. Stationary Panel Interlock | 18. Jamb Parting Stop | 26. Mull Base Weather Strip |
| 3. Side Jamb Weather Strip | 11. Operator Panel Pile Weather Strip | 19. Parting Stop Weather Strip | 27. Mull Base |
| 4. Interior Handle Assembly | 12. Operator Panel Interlock | 20. Glazing Cap | 28. Mull Base Reinforcement |
| 5. Exterior Handle Assembly | 13. Stationary Meeting Stile | 21. Glazing Bead | 29. Astragal Cover |
| 6. Operator Locking Stile | 14. Stationary Jamb Stile | 22. Jamb Liner | |
| 7. Operator Meeting Stile | 15. Stationary Jamb Cover | 23. Insulated Glass | |
| 8. Screen Frame | 16. Stationary Jamb Filler | 24. Connecting Barb | |

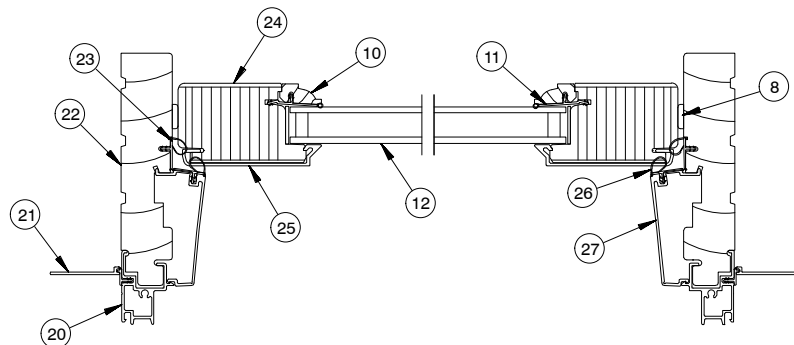
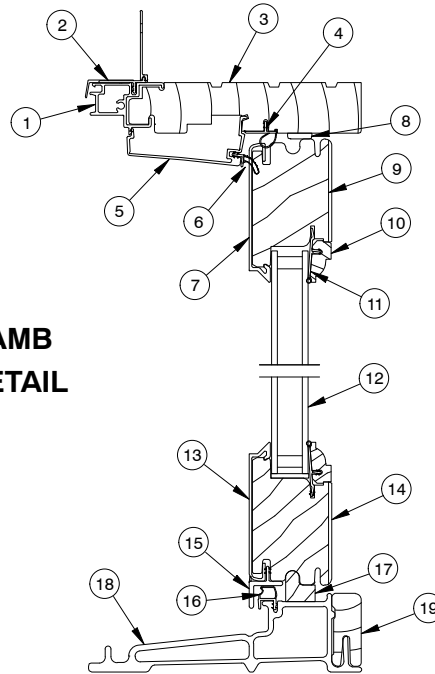


NOTE: Not to scale; specifications subject to change without notice.

- | | | | |
|-----------------------------------|--------------------------------------|---------------------------------------|------------------------------------|
| 1. Head Jamb Cladding | 18. Operator Bottom Rail | 34. Connecting Barb | 50. Stationary Jamb Stile |
| 2. Head Jamb Nailing Fin/Drip Cap | 19. Sill Roller Track | 35. Interior Cover | 51. Stationary Jamb Cover |
| 3. Head Jamb | 20. Ultrex Sill | 36. Interior Handle Assembly | 52. Stationary Jamb Filler |
| 4. Screen Track | 21. Sill Liner | 37. Jamb Parting Stop | 53. Stationary Jamb Stile Cladding |
| 5. Screen Roller | 22. Stationary Head Jamb Retainer | 38. Parting Stop Weather Strip | |
| 6. Panel Guide | 23. Backer Rod | 39. Exterior Handle Assembly | |
| 7. Header Guide Cover | 24. Stationary Panel Bracket | 40. Operator Locking Stile | |
| 8. Top Rail | 25. Stationary Panel Head Jamb Cover | 41. Operator Locking Stile Cladding | |
| 9. Screen Frame | 26. Sill Stationary Panel Retainer | 42. Operator Meeting Stile | |
| 10. Screen Mesh | 27. Leveling Block Filler | 43. Operator Panel Pile Weather Strip | |
| 11. Operator Top Rail Cladding | 28. Leveling Block | 44. Operator Meeting Stile Cladding | |
| 12. Glazing Cap | 29. Sill Condensation Cover | 45. Stationary Panel Interlock | |
| 13. Glazing Bead | 30. Side Jamb Cladding | 46. Operator Panel Interlock | |
| 14. Insulated Glass | 31. Side Jamb Nailing Fin | 47. Edge Cover | |
| 15. Operator Bottom Rail Cladding | 32. Side Jamb | 48. Stationary Meeting Stile | |
| 16. Panel Drip | 33. Side Jamb Weather Strip | 49. Stationary Meeting Stile Cladding | |
| 17. Sill Weather Strip | | | |

**CLAD SLIDING PATIO DOOR
 STATIONARY**

**HEAD JAMB
 & SILL DETAIL**

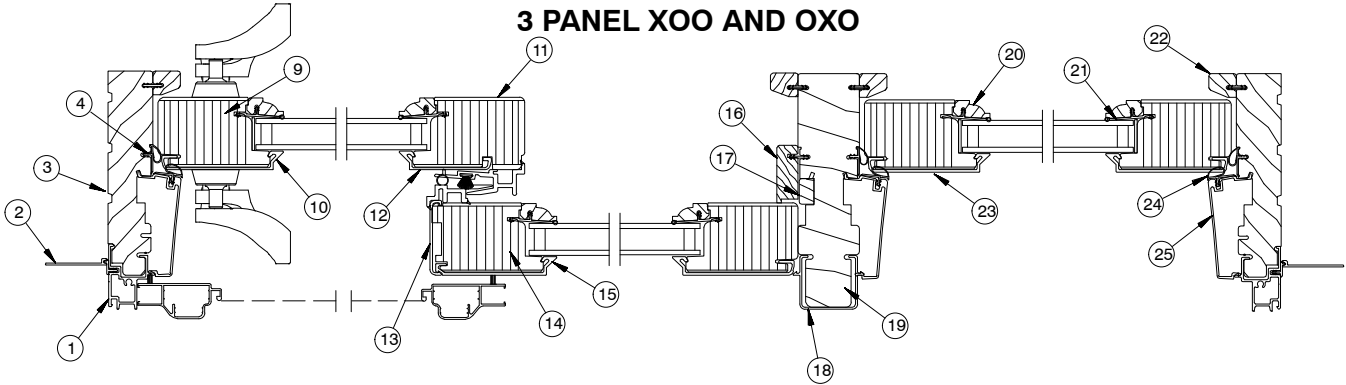


**JAMB DETAIL
 STATIONARY**

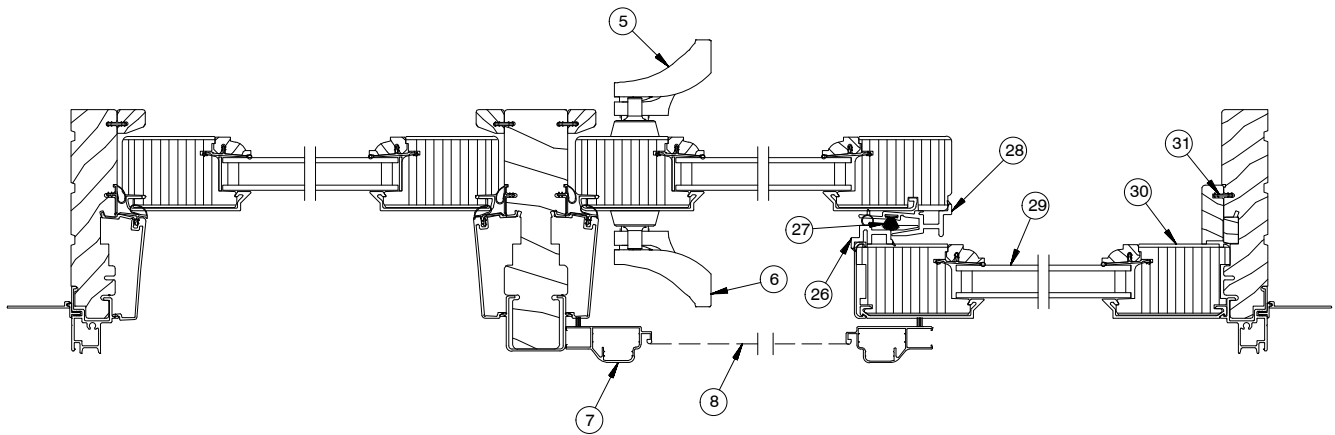
NOTE: Not to scale; specifications subject to change without notice.

- | | | |
|-----------------------------------|---------------------------|--------------------------------|
| 1. Head Jamb Cladding | 12. Insulated Glass | 23. Side Jamb Weather Strip |
| 2. Head Jamb Nailing Fin/Drip Cap | 13. Bottom Rail Cladding | 24. Stile |
| 3. Head Jamb | 14. Bottom Rail | 25. Stile Cladding |
| 4. Head Jamb Weather Strip | 15. Panel Drip | 26. Parting Stop Weather Strip |
| 5. Head Jamb Parting Stop | 16. Sill Weather Strip | 27. Parting Stop |
| 6. Parting Stop Weather Strip | 17. Stationary Spacer | |
| 7. Top Rail Cladding | 18. Ultrex Sill | |
| 8. Spacer Tack | 19. Sill Liner | |
| 9. Top Rail | 20. Side Jamb Cladding | |
| 10. Glazing Cap | 21. Side Jamb Nailing Fin | |
| 11. Glazing Bead | 22. Side Jamb | |

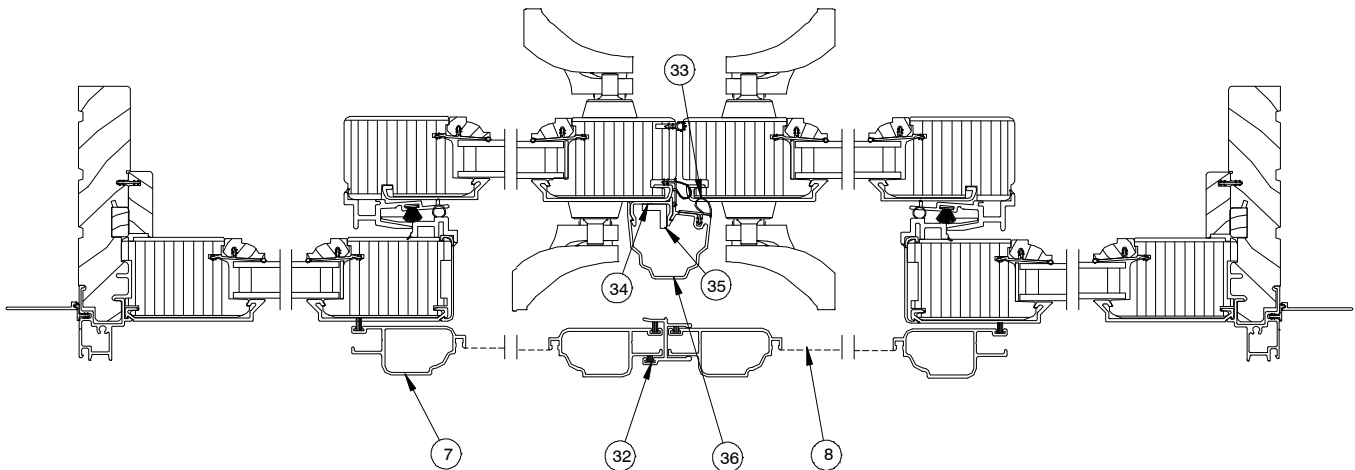
**CLAD SLIDING PATIO DOOR
 3 PANEL XO0 AND OX0**



THREE PANEL JAMB DETAIL - XO0



THREE PANEL JAMB DETAIL OX0



FOUR PANEL JAMB DETAIL OX0

NOTE: Not to scale; specifications subject to change without notice.

- | | | | |
|-------------------------------------|---------------------------------------|------------------------------------|-----------------------------|
| 1. Side Jamb Cladding | 11. Operator Meeting Stile | 21. Glazing Bead | 31. Connecting Barb |
| 2. Side Jamb Nailing Fin | 12. Operator Meeting Stile Cladding | 22. Jamb Liner | 32. Screen Astragal |
| 3. Side Jamb | 13. Edge Cover | 23. Stationary Jamb Stile Cladding | 33. Mull Base Weather Strip |
| 4. Side Jamb Weather Strip | 14. Stationary Meeting Stile | 24. Parting Stop Weather Strip | 34. Mull Base |
| 5. Interior Handle Assembly | 15. Stationary Meeting Stile Cladding | 25. Parting Stop | 35. Mull Base Reinforcement |
| 6. Exterior Handle Assembly | 16. Stationary Jamb Cover | 26. Stationary Panel Interlock | 36. Astragal Cladding |
| 7. Screen Frame | 17. Stationary Jamb Filler | 27. Operator Panel Interlock | |
| 8. Screen Mesh | 18. Center Jamb Cladding | 28. Operator Panel Interlock | |
| 9. Operator Locking Stile | 19. Center Jamb | 29. Insulated Glass | |
| 10. Operator Locking Stile Cladding | 20. Glazing Cap | 30. Stationary Jamb Stile | |

ILLUSTRATION NOT TO SCALE	DESCRIPTION	OPER./COLOR	PART NO.
	<p>Handle, Non-Keypad Includes: 1 - Interior handle (A) 1 - Lever handle (B) 1 - Pin (C) 1 - Bottom lug seal gasket (D) 1 - Exterior escutcheon plate gasket (E) 1 - Exterior escutcheon plate (F) 1 - Exterior handle (G) 2 - #10-32 x 2 1/8" Phillips ovalhead machine screws (H) 4 - #10 x 7/16" screws (I) 1 - Interior escutcheon plate (J)</p>	<p>Satin Taupe Antique Brass Satin Chrome White Oil Rubbed Bronze ORBZ PVD Brass PVD Satin Nickel PVD Dark Bronze Bright Brass</p>	<p>10830085 10830090 10830088 10830084 10830047 10830113 10830092 10830110 10830117 NA</p>
	<p>Handle, Keypad Includes: 1 - Interior handle (A) 1 - Lever handle (B) 1 - Stop clip and screws (C) 1 - Bottom lug seal gasket (D) 1 - Exterior escutcheon plate gasket (E) 1 - Exterior escutcheon plate (F) 1 - Exterior handle (G) 2 - #10-32 x 2 1/8" Phillips ovalhead machine screws (H) 4 - #10 x 7/16" screws (I) 1 - Interior escutcheon plate (J) 1 - Pin (K) 1 - Keypad cylinder with housing, key and key base (L)</p>	<p>Satin Taupe Antique Brass Satin Chrome White Oil Rubbed Bronze ORBZ PVD Brass PVD Satin Nickel PVD Dark Bronze Bright Brass</p>	<p>10830104 10830101 10830099 10830105 10830045 10830112 10830103 10830111 10830116 NA</p>
	<p>Handle, Inactive Includes: 1 - Interior handle (A) 1 - Escutcheon adaptor (B) 1 - Bottom lug seal gasket (C) 1 - Exterior escutcheon plate gasket (D) 1 - Exterior escutcheon plate (E) 1 - Exterior handle (F) 2 - #10-32 x 2 1/8" Phillips ovalhead machine screws (G) 4 - #10 x 7/16" screws (H) 1 - Interior escutcheon plate (I)</p>	<p>Satin Taupe Antique Brass Satin Chrome White Oil Rubbed Bronze ORBZ PVD Brass PVD Satin Nickel PVD Dark Bronze</p>	<p>10830126 10830130 10830124 10830128 10830120 10830114 10830132 10830134 10830118</p>
	<p>Tail Piece Adaptor - Interior Shades</p>		<p>11800172</p>
	<p>#10-32 x 1 1/2" Machine Screw Extension- Interior Shades</p>		<p>11800170</p>
	<p>Lug seals</p>		<p>00142046</p>
	<p>Escutcheon Adaptor For Inactive Handle Includes: 1 - #10-32x7/16 hex drive panhead stainless steel screw (00143047)</p>	<p>Zinc Diecast</p>	<p>00143048</p>




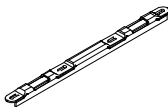
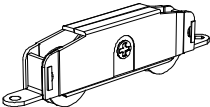
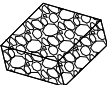
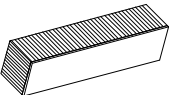
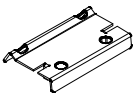
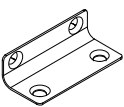
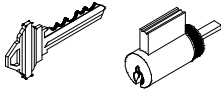
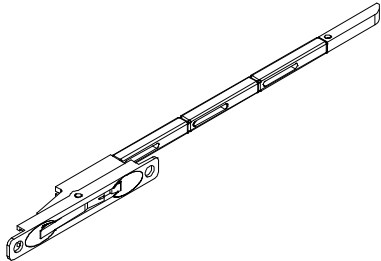
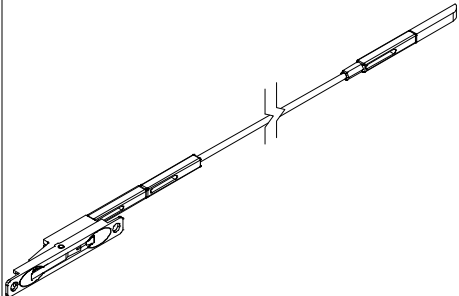
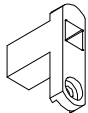
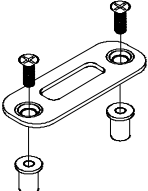
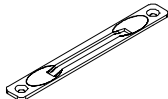
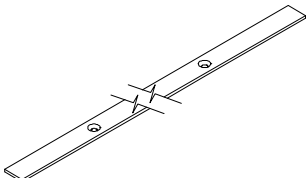
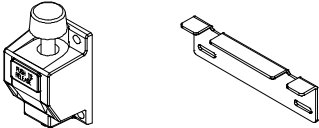
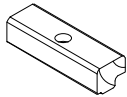
ILLUSTRATION NOT TO SCALE	DESCRIPTION	OPER./COLOR	PART NO.
	<p>#10-32 x 2 1/8" Phillips ovalhead machine screw</p>	<p>Satin Taupe Antique Brass White Satin Chrome Oil Rubbed Bronze Dark Bronze Brass PVD Satin Nickel PVD</p>	<p>11800616 00143038 00143036 10840031 10840032 11800654 11800615 11801020</p>
	<p>Rubber Bumper</p>	<p>Beige Black</p>	<p>02101000 02101006</p>
	<p>Multi Point Lock (Anti-Slam) <i>Includes:</i> 1 - Multi Point lock 2 - #10x1 1/2" Phillips flathead wood screws (11800885)</p>	<p>ZYD</p>	<p>02100937</p>
	<p>Jamb Strike with Screws <i>Includes:</i> 1 - Strike 4 - #8x3" Phillips panhead wood screws (11800831)</p>		<p>10150034</p>
	<p>Operator Panel Roller (Tandem-Adjustable) <i>Includes:</i> 1 - Operator panel roller 2 - #8x1" Phillips flathead wood screws (ZYD 11800810) (SS 11800645)</p>	<p>ZYD Stainless Steel</p>	<p>10820003 10820004</p>
	<p>Sill Drain Filter</p>		<p>10500240</p>
	<p>Dust Block, Low Profile Sill</p>		<p>10500296</p>
	<p>Stationary Panel Head Jamb Bracket <i>Includes:</i> 1 - Bracket 4 - #8x1" flat head screws (ZYD 11800810)</p>	<p>Galvanized Steel</p>	<p>11860213</p>
	<p>Stationary Panel to Jamb Bracket <i>Includes:</i> 1 - Stationary bracket 2 - #7x 5/8" screws (11800758) 2 - #7x1 1/4" screws (11807113)</p>	<p>Galvanized Steel</p>	<p>11841001</p>

ILLUSTRATION NOT TO SCALE	DESCRIPTION	OPER./COL- OR	PART NO.
	Key Cylinder for Active Panel For service replacement only.	Brass Face Chrome Face	10830201 10830200
	Flushbolt Assembly, 68 For OXXO		11101755
	Flushbolt Assembly, 80 For OXXO		11101756
	End Bolt Guide For OXXO		10815102
	Head Jamb Strike Inactive Panel OXXO <i>Includes:</i> 1 - Strike 2 - t-nut, #8-32 thread (05080250) 2 - #8-32x3/4" machine screw (11800730)	ZYD	10148195
	Modified Flushbolt Trim Cover For OXXO	AL	11101759
	Flushbolt Trim Cover Extension For OXXO 66R and 68 80	AL AL	11101757 11101758
	Auxiliary Foot Bolt, Package	BG	(10150035) NA Replace with Foot Bolt Kit



Roller Adjustment Plug

Finish	Wood Species		
	Pine	Cherry	Mahogany
Bare	01060619	-	-
White (PIF)	39200619	-	-
Clear	31660619	11100916	11100923
Wheat	11100910	11100917	11100924
Honey	11100911	11100918	11100925
Hazelnut	11100912	11100919	11100926
Leather	11100913	11100920	11100927
Espresso	11100914	11100921	11100928
Cabernet	11100915	11100922	11100929



**Bumper Block, Head Jamb
or Sill**

Finish	Wood Species
	Pine
Bare	75151605
Prime	75151808
White (PIF)	75151807
Clear	75151800
Wheat	75151801
Honey	75151802
Hazelnut	75151803
Leather	75151804
Espresso	75151805
Cabernet	75151806

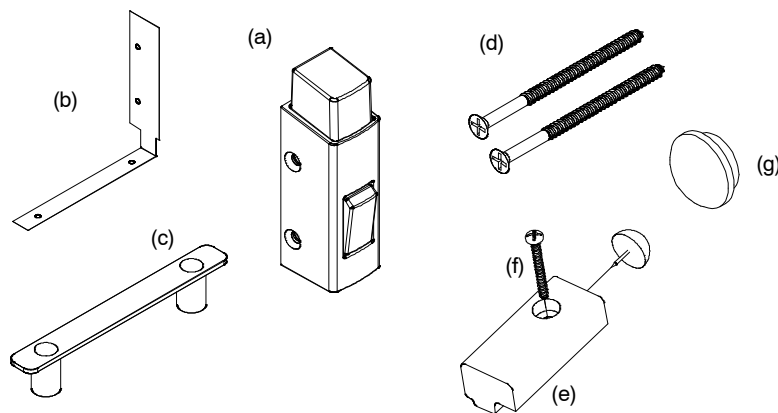
SLIDING DOOR AUXILIARY FOOT BOLT KIT

Includes:

- 1 – Foot Bolt Assembly
 (Foot Bolt (a), Lock Plate Assembly (c), #8 x 2 3/4" Screws (d), Installation Template (b), and Installation Instructions)
- 1 – Bumper Stop (e)
- 1 – #8 x 1 1/2" Screw (f)
- 1 – Roller Adjustment Plug (g)

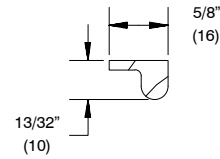
COLOR/CONFIGURATION

Species	White / XO	White / OX	Beige / XO	Beige / OX	Bronze / XO	Bronze / OX
Pine	11101760	18900611	11101761	18900612	11101762	18900613
Cherry	18900614	18900617	18900615	18900618	18900616	18900619
Vertical Grain Douglas Fir	18900620	18900623	18900621	18900624	18900622	18900625
Mix Grain Douglas Fir	18900638	18900641	18900639	18900642	18900640	18900643
Oak	18900632	18900635	18900633	18900636	18900634	18900637
Mahogany/Cedro Macho	18900626	18900629	18900627	18900630	18900628	18900631

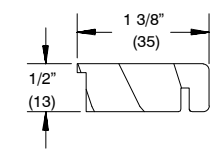


CURRENT REPLACEMENT WOOD PARTS

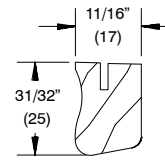
	Clad	Wood
Stationary Panel Top Spacer*	W8452*	W8452*
Stationary Panel Bottom Spacer	W8643	W8643
Stationary Jamb Cover	W7535	W7535
Screen Track Filler	---	W5221
Leveling Block Filler	W8270	W8270
Jamb Liner	W7536	W7536
Center Jamb Cover	W7534	W7534
Sill Liner	W2528	W2528
Panel Guide	W8040	W8040
Head Jamb and Jamb Parting Stop	---	W6535
Stationary Panel Head Jamb Cover	W7504	---
Mull Casing Base	---	W9019
Astragal Cover	---	W7554
Oak Sill Liner, Low Profile Sill	W10428	W10428
Bumper Stop Block, Low Profile Sill	W10302	W10302
NOTE: Replacement wood parts are supplied with connecting barb (where applicable).		



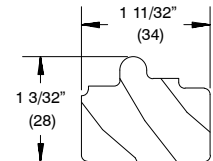
W8452 – Stationary Panel Top Spacer*



W7535 – Stationary Jamb Cover

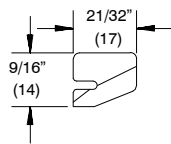


W5221 – Screen Track Filler – Wood

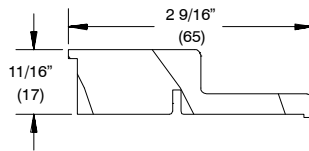


W8270 – Leveling Block Filler

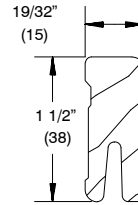
* Replaced with stationary bracket (11860212).



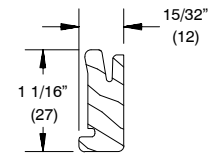
W7536 – Jamb Liner



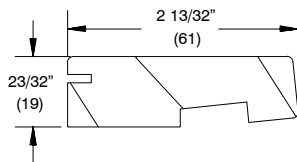
W7534 – Center Jamb Cover



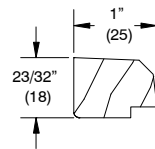
W2528 – Sill Liner (oak)



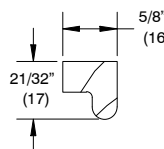
W8040 – Panel Guide



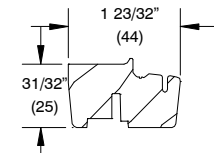
W6535 – Head Jamb and Jamb Parting Stop



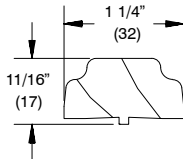
W7504 – Stationary Panel Head Jamb Cover



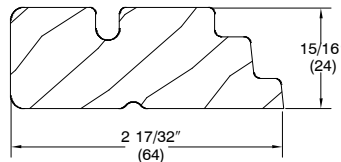
W8643 – Stationary Panel Bottom Spacer



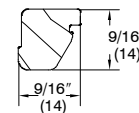
W9019 – Mull Casing Base
71520469 – 6/8 Height
71520481 – 8/0 Height



W7554 – Astragal Cover



W10302 – Bumper Stop Block, Low Profile Sill
71271003



W10428 – Oak Sill Liner, Low Profile Sill

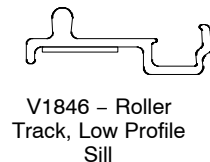
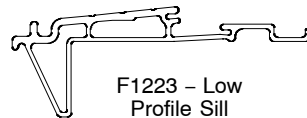
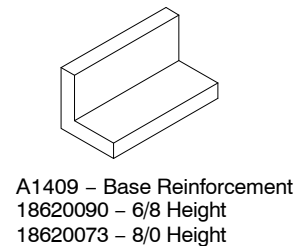
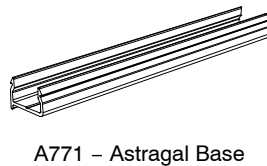
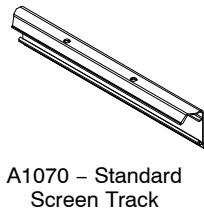
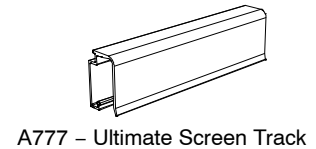
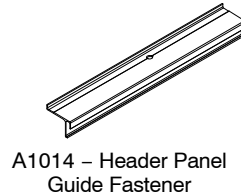
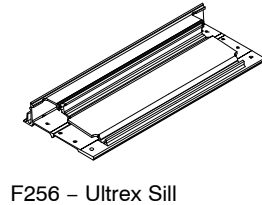
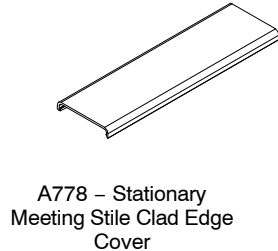
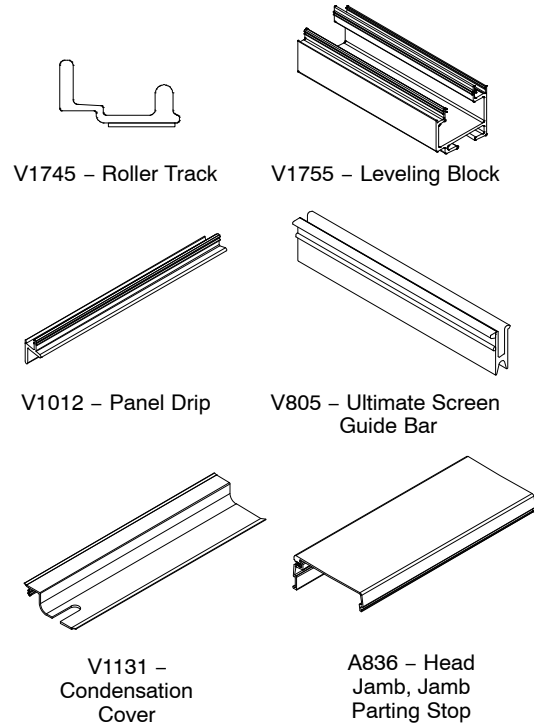
TO ORDER REPLACEMENT WOOD PARTS

When ordering replacement wood parts specify:

1. profile number;
2. rough opening;
3. handing;
4. length;
5. finish.

ORDERING REPLACEMENT VINYL, ALUMINUM OR FIBERGLASS PARTS FOR THE SLIDING PATIO DOOR

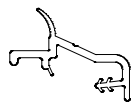
	Clad	Wood
Roller Track – Beige or Black	V1745	---
Leveling Block – Beige or Black	V1755	V1755
Panel Drip – Beige or Black	V1012	V1012
Ultimate Screen Guide Bar – Beige	V805	V805
Condensation Cover – Beige or Black	V1131	---
Head Jamb, Jamb Parting Stop	A836	---
Ultimate Screen Track	A777	A777
Ultrex Sill – Beige or Bronze	F256	F256
Header Panel Guide Fastener	A1014	A1014
Stationary Meeting Stile Clad Edge Cover	A778	A778
Standard Screen Track	A1070	A1070
Astragal Base	A771	---
Base Reinforcement	A1409	---
Sill, Low Profile	F1223	F1223
Roller Track, Low Profile Sill – Beige or Black	V1846	V1846
Stat Panel Seal, Low Profile Sill – Beige or Black	V1865	V1865
Weather Strip, Interior, Low Profile Sill – Beige or Black	V1793	V1793
Weather Strip, Exterior, Low Profile Sill – Beige or Bronze	V1138	V1138
Panel Drip, Low Profile Sill – Beige or Black	V1823	V1823



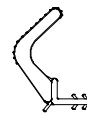
TO ORDER REPLACEMENT PARTS

When ordering replacement parts specify:

1. profile number;
2. rough opening;
3. length;
4. handing;
5. finish.



V1865 – Stationary Panel Seal, Low Profile Sill



V1793 – Weather Strip, Low Profile Sill Interior



V1138 – Weather Strip, Low Profile Sill Exterior

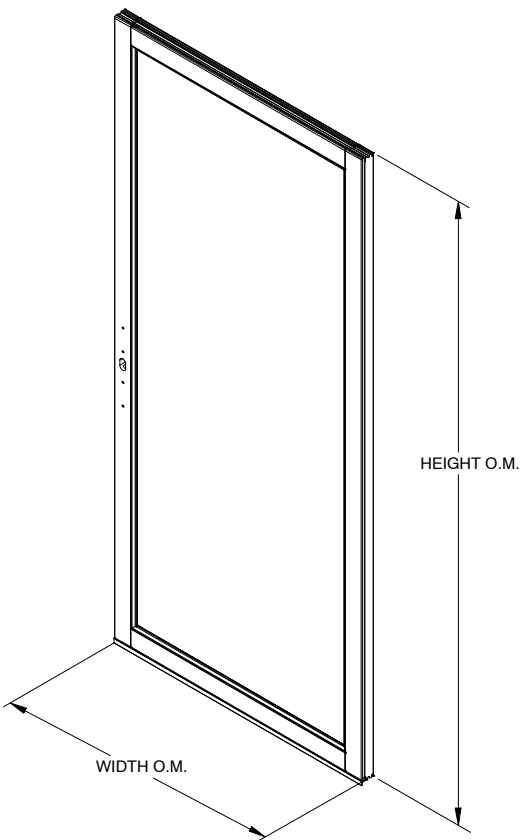


V1823 – Panel Drip, Low Profile Sill

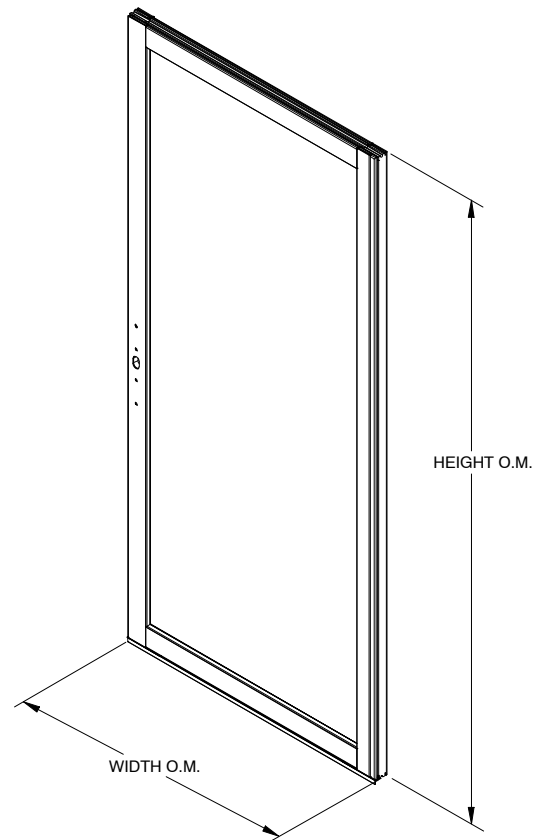
ORDERING REPLACEMENT PANELS FOR THE SLIDING PATIO DOOR

To order replacement panels specify:

1. OM of panel;
2. active or stationary;
3. handing;
4. glazing;
5. Finish
6. Interior Wood Glazing Bead option (Ovolo or Square).



**Wood Active Panel
Exterior View**



**Clad Active Panel
Exterior View**

NOTE: Active panels include meeting stile weather strip, panel drip and interlock.

Stationary panels include a stationary top filler, leveling block and leveling block filler.

SLIDING PATIO DOOR WEATHER STRIP

When ordering replacement weather strip specify:

1. quantity;
2. length;
3. part number;
4. description.

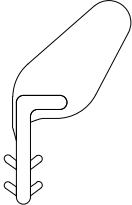
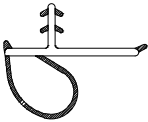
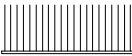





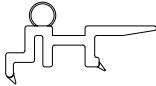
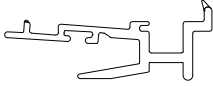

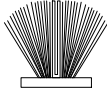
ILLUSTRATION NOT TO SCALE	DESCRIPTION	LENGTH	OPER./COLOR	PART NUMBER
	Sill Weather Strip V1138	Specify Length	BG BZ	15910499 15910799
	Bulb Weather Strip, Jamb, Astragal and Transom V796	95 9/16" 189 23/32"	BG BK	15173080 15173398
	Stationary Panel Cover Pile Dust Block Adhesive backed 2 1/4" x 1 3/8" x 1/2"		GY	15600004
	Connecting Barb V803 NOTE: Color may vary depending on current stock.	Specify Length		15812999
	Head Jamb, Parting Stop, Astragal V1194	144" 150"	BG BK	17003599 15977999
	Bulb Weather Strip V1297 For OXXO unit	Specify Length	BG BK	15351499 15351500

ILLUSTRATION NOT TO SCALE	DESCRIPTION	LENGTH	OPER./ COLOR	PART NUMBER
	Dust Block, Part Stop 1 3/8" x 3/8" x 1/2"		GY	15600010
	Dust Block, Astragal or Panel 1 3/8" x 1/4" x 3/8"			10500049
	Interlock, Stationary Panel V715 66R ht. 76 5/8" 66R ht. 76 5/8" 68 ht. 79 1/8" 68 ht. 79 1/8" 80 ht. 92 5/8" 80 ht. 92 5/8" Lineal 110 5/8" Lineal 110 5/8"		BG BK BG BK BG BK BG BK	15211476 15211466 15211468 15211469 15211480 15211481 15211496 15211497
	Interlock, Operating Panel V714 66R ht. 75 19/32" 66R ht. 75 19/32" 68 ht. 78 3/32" 68 ht. 78 3/32" 80 ht. 91 19/32" 80 ht. 91 19/32" Lineal 109 19/32" Lineal 109 19/32"		BG BK BG BK BG BK BG BK	15211575 15211666 15211568 15211569 15211580 15211581 15211596 15211597
	Inactive Panel Stile Center V780	150" 150"	BG BK	15174099 15174098
	Pile Weather strip, Check Rail Operating Interlock	LF	BG	11107533

ORDERING REPLACEMENT SCREENS FOR SLIDING PATIO DOOR

Top hung screens are available with aluminum surround and charcoal colored fiberglass 18 x 16 screen mesh. Aluminum mesh (ultimate screens only) is available as an option in black, charcoal, bright aluminum or bright bronze. Determine the outside measurement of the existing screen. Find the sizes that correspond to the width and height indicated on the following chart.

When ordering replacement screen specify:

1. size; – If there is no existing screen from which to obtain the OM of the screen, determine the size of the screen by using measurement conversion chart below.
The daylight opening is the measurement of the visible glass
2. with roller guide assembly or screen panel only (ultimate top hung screen)
3. color
4. mesh type (if other than standard)
5. handing

NOTE: Standard screen available with fiberglass mesh and in standard sizes only. Available colors are Stone White, Bahama Brown, Bronze, Pebble Gray and Evergreen.

NOTE: Ultimate top hung screens for 4–panel configurations (OXXO) will include screen astragal on the inactive panel.

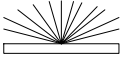
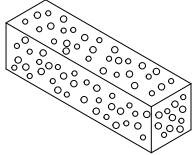

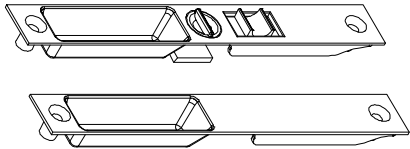
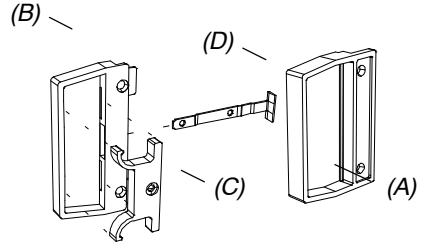
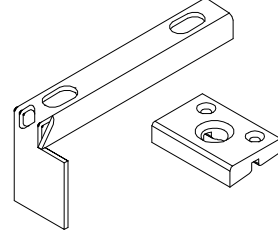
<p>Sliding Patio Door Manufactured October 2003 – Present</p> <p>Daylight Opening to OM of Screen Wood and Clad Standard Screen Daylight Width + 5 3/8" = OM Width of Screen Daylight Height + 7 1/8" = OM Height of Screen</p> <p>Wood and Clad Ultimate Screen Daylight Width + 5 3/8" = OM Width of Screen Daylight Height + 6 1/16" = OM Height of Screen</p>				
Standard and Ultimate Screen Width			Standard Screen Height	
SIZE	HT	OM-WIDTH	SIZE	OM-HEIGHT
CN 50	(6-5 ht)	28 5/16"	CN 65	76 7/8"
CN 60	(6-5 ht)	34 5/16"	CN 66R	77 5/8"
CN 80	(6-5 ht)	46 5/16"	CN 68	80 1/8"
CN 50R		29"	CN 80	93 5/8"
CN 60R		35"	Ultimate Screen Height	
CN 80R		47"	SIZE	OM-HEIGHT
CN 50		29 13/16"	CN 65	75 13/16"
CN 60		35 13/16"	CN 66R	76 9/16"
CN 66*		38"	CN 68	79 1/16"
CN 80		47 13/16"	CN 80	92 9/16"

*Ultimate screen for CSPD 6668 only

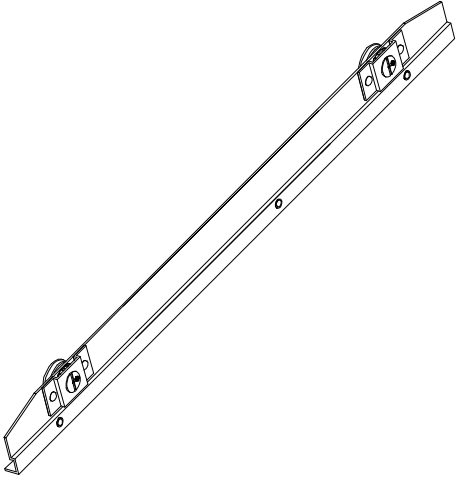
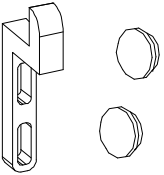
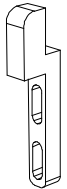
SLIDING PATIO DOOR SCREEN PARTS

The following parts are used on Sliding French Door screens. When ordering replacement parts specify:

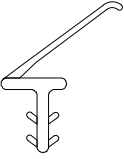
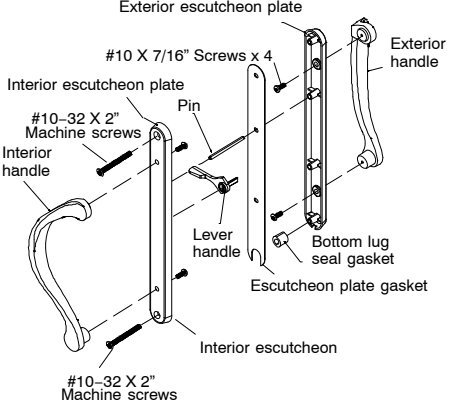
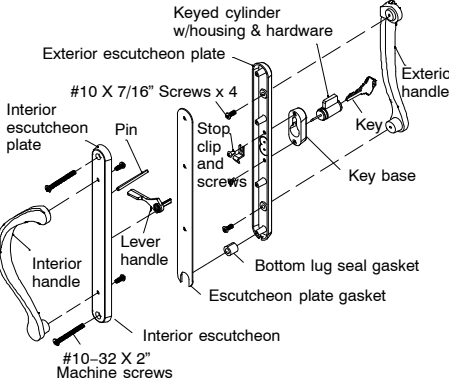


1. part number;
2. quantity.

ILLUSTRATION <i>NOT TO SCALE</i>	DESCRIPTION	OPER./COLOR	PART NO.
	Pile Weather Strip, Screen Frame 3/16" x 5/32" Specify Length	GY	15607535
	Foam, Screen Bumper 3/4" x 3/4" x 2 3/4" Ultimate	WH	02540665
	Leaf Spring, Guide Bar Ultimate and Standard		10500238
	Screen Handle (Interior and Exterior) Ultimate	BK	05570522
	Standard Screen Handle Assembly Includes: 1 - Exterior handle - black (A) 1 - Interior handle - black (B) 1 - Slide (C) 1 - Latch (D) 1 - Rivets 4 - Screws		10830202
	Screen Stop and Sill Strike Package Ultimate OXXO configurations only Includes: 1 - Screen stop 1 - Sill strike 2 - #4x1/2" flathead screws (sill strike) 1 - #6x1" panhead screws (screen stop) Clad door screen stop needs one (1) #7 x 1/2" self tapping metal screw #11800755 (not supplied with package.)		05700030

NOTE: OXXO configuration is available with Ultimate screen only.

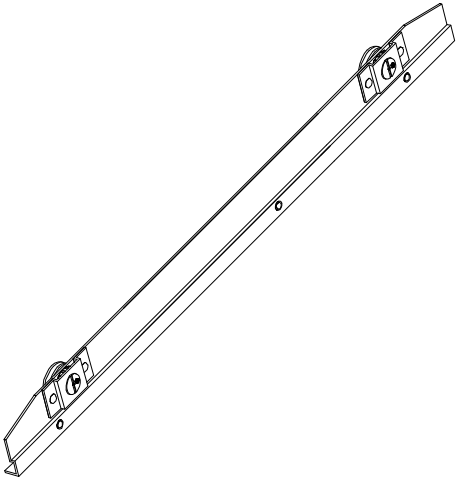
ILLUSTRATION NOT TO SCALE	DESCRIPTION	OPER./COLOR	PART NO.
 <p>NOTE: Attaches to screen with 8 x1/2" Phillips panhead machine screws. Use existing screws or contact your Marvin representative to order replacement color matched screws.</p>	<p>Top Hung Screen Roller Assembly</p> <p>CN 50R 29" CN 60R 35" CN 80R 47" CN 50 29 13/16" CN 60 35 13/16" CN 66 38" CN 80 47 13/16"</p>	SW	<p>11369405 11369505 11369605 11375850 11375860 11375866 11375880</p>
	<p>CN 50R 29" CN 60R 35" CN 80R 47" CN 50 29 13/16" CN 60 35 13/16" CN 66 38" CN 80 47 13/16"</p>	BZ	<p>11369403 11369503 11369603 11370750 11370760 11370766 11370780</p>
	<p>CN 50R 29" CN 60R 35" CN 80R 47" CN 50 29 13/16" CN 60 35 13/16" CN 66 38" CN 80 47 13/16"</p>	PB	<p>11369402 11369502 11369602 11370550 11370560 11370566 11370580</p>
	<p>CN 50R 29" CN 60R 35" CN 80R 47" CN 50 29 13/16" CN 60 35 13/16" CN 66 38" CN 80 47 13/16"</p>	BN	<p>11369401 11369501 11369601 11370350 11370360 11370366 11370380</p>
	<p>CN 50R 29" CN 60R 35" CN 80R 47" CN 50 29 13/16" CN 60 35 13/16" CN 66 38" CN 80 47 13/16"</p>	EG	<p>11369404 11369504 11369604 11369950 11369960 11369966 11369980</p>
		<p>Hardware Package – Ultimate Top Hung Screen</p> <p><i>Includes:</i> 1 – Strike 2 – 5/8" colored snap in plugs 1 – Instruction sheet 2 – #4x3/4" Phillips panhead screws</p>	<p>SW BZ PB BN EG GD</p>
	<p>Strike – Standard Screen</p> <p><i>Includes:</i> 1 – Strike 2 – #4x3/4" Phillips round head wood screws</p>		<p>05570438</p>

SLIDING PATIO DOOR
OBSOLETE – PARTS

ILLUSTRATION NOT TO SCALE	DESCRIPTION	OPER./COLOR	PART NO.
	<p>Head Jamb, Parting Stop, Astragal V795</p> <p>79 5/16" 79 5/16"</p>	<p>BG BK</p>	<p>15646068 15646069</p>
	<p>Handle, Non-Keyed</p>	<p>Polished Chrome</p>	<p>10830087</p>
	<p>Handle, Keyed</p>	<p>Polished Chrome</p>	<p>10830098</p>
	<p>#10-32x2" Phillips ovalhead machine screw</p>	<p>Polished Chrome</p>	<p>NA</p>
	<p>Stop clip with screws NA as individual part – 02-2011</p>		<p>NA</p>

OBSOLETE – WEATHER STRIP

	<p>Interlock, Stationary Panel V715 Color: Beige</p>	<p>160"</p>	<p>15211099</p>
	<p>Interlock, Operating Panel V714 Color: Beige</p>	<p>109 1/2"</p>	<p>15211596</p>

ILLUSTRATION NOT TO SCALE	DESCRIPTION	OPER./COLOR	PART NO.
 <p data-bbox="175 829 586 1010">NOTE: Attached to screen with 8 x 1/2" Phillips panhead machine screws. Contact your Marvin representative to order color matched screws.</p>	Top Hung Screen Roller Assembly Ultimate Screen CN 5065 28 5/16" CN 6065 34 5/16" CN 8065 46 5/16"	SW	11375950 11375960 11375980
	CN 5065 28 5/16" CN 6065 34 5/16" CN 8065 46 5/16"	BZ	11370650 11370660 11370680
	CN 5065 28 5/16" CN 6065 34 5/16" CN 8065 46 5/16"	PB	11370450 11370460 11370480
	CN 5065 28 5/16" CN 6065 34 5/16" CN 8065 46 5/16"	BN	11370250 11370260 11370280
	CN 5065 28 5/16" CN 6065 34 5/16" CN 8065 46 5/16"	EG	11369850 11369860 11369880

OBSOLETE TRIMLINE PATIO DOOR

When ordering replacement parts specify:

1. type of unit;
2. part number;
3. description.

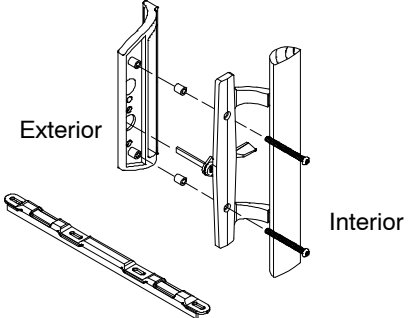

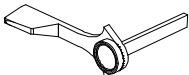

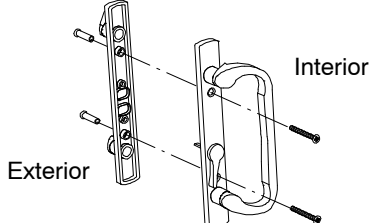
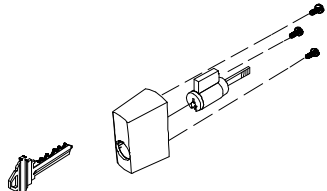
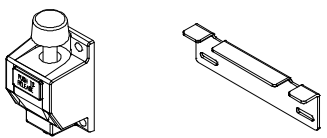
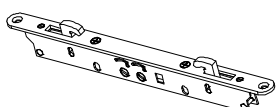
ILLUSTRATION NOT TO SCALE	DESCRIPTION	OPER./CO LOR	PART NO.
	<p>Handle Package</p> <p>1 – Interior handle with wooden insert and turn lever 1 – Exterior handle 2 – Handle gaskets 2 – #10-24x2" Phillips panhead machine screws 1 – Strike 4 – 8x2 1/2" panhead wood screws</p>	BG	10150032
	<p>Key Lock with Housing Schlage "C" Keyway</p> <p>Includes: 1 – Keyed cylinder with housing 2 – Keys 2 – #8x 3/8" Phillips trusshead machine screws</p>	BG	10150010
	<p>Turn Lever</p>	BL	10140012
	<p>Handle Gasket</p>		NA
	<p>Handle Assembly</p> <p>Includes: 1 – Interior handle with escutcheon plate and turn lever 1 – Exterior handle with escutcheon plate 2 – #10-20x 1 3/4" Phillips ovalhead machine screws with cap nuts</p>	BS	05590100
	<p>Key Lock with Housing Schlage "C" keyway for brass handle</p> <p>Includes: 1 – Keyed cylinder with housing 2 – Keys 3 – #8x3/8" Phillips trusshead machine screws</p>	BS	02100563
	<p>Auxiliary Foot Bolt, Package</p> <p>Includes: 1 – Foot bolt lock 4 – #8x1" Beige panhead Phillips wood screws. 1 – Strike 2 – #8x3/4" Beige panhead Phillips self tapping screws.</p>	BG	10150035
	<p>Mortise Lock</p> <p>Includes: 1 – Mortise lock 2 – #8x1 1/2" Phillips flathead wood screws.</p>	ZYD	10150030

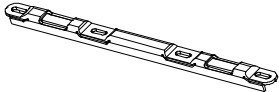
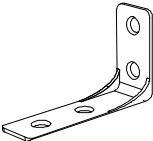
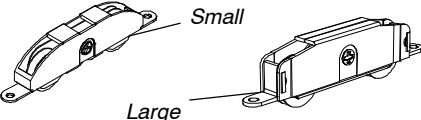

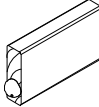

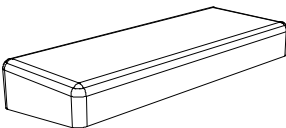
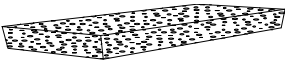

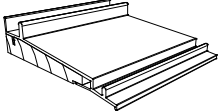
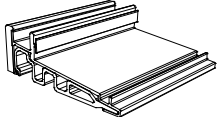
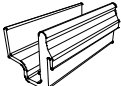
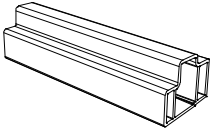
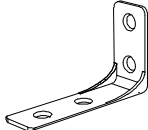
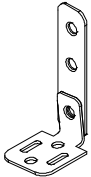

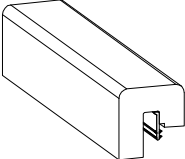
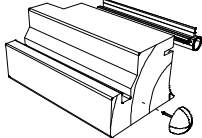
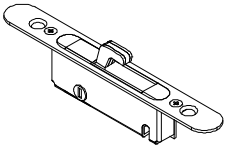
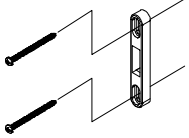
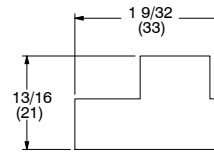
ILLUSTRATION NOT TO SCALE	DESCRIPTION	OPER./C OLOR	PART NO.
	Jamb Strike with Screws <i>Includes:</i> 1 - Strike 4 - #8x2 1/2" Phillips panhead wood screws.	ZYD	10150031
	Straight Angle Bracket (Top) MISC 014 <i>Includes:</i> 1 - Straight angle bracket 2 - #7x1 1/4" Phillips flathead wood screws (panel) 2 - #8x1" Phillips flathead wood screws (head jamb)	BG	11100101
	Operator Panel Roller (Tandem-Adjustable) <i>Includes:</i> 1 - Operator panel roller 2 - #8x1" Phillips flathead wood screws	Small Small SS Large Large SS	10820000 05550411 NA(10820001) NA(10820002)
	Roller Adjustment Plug	BG	11170001
	Door Stop, Head Jamb		NA
	Rubber Bumper	BG	02101000
	Sill Block MISC 2238 19/64" x 5/16" x 2" <i>Includes:</i> 1 - Sill block 1 - #8x7/8" Phillips panhead screw	BG	11109100
	Jamb Gasket, Sill Weather Strip/Jamb 1/8" x 5/8" x 2"	BK	NA
	Door Stop, Sill V807	BG	18051303
	Lexan Sill with Wood Core Used between 1988 - 1991	BN	NA
	Sill Cover and Ultrex Sill Core Assembly V790/F250 Used between 1991 - 1995	BG	Check availability
	Roller Track V769 Used between 1995 - 5/98.	BG	Check availability

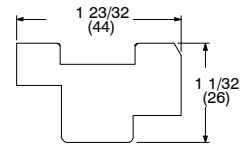
ILLUSTRATION NOT TO SCALE	DESCRIPTION	OPER./ COLOR	PART NO.
	Leveling Block V858 Used between 1991 – 1995. Has been replaced with V766 – Leveling Block.	BG	Check availability
	Straight Angle Bracket (Top) MISC 014 Has been replaced with Straight Angle Bracket 11100101 (beige)	ZYD	NA Replace with 11100101 BG
	Adjustable Angle Bracket (Bottom) <i>Includes:</i> 1 – Adjustable angle bracket 2 – #7x1 1/4" Phillips flathead wood screws (panel) 2 – #7x5/8" Phillips flathead wood screws (sill)	BG	11100204
	Sill Stationary Panel Bracket MISC 0686 <i>Includes:</i> 1 – Sill stationary panel bracket 1 – #7x1 1/4" Phillips flathead wood screw (panel) 1 – #8-32x3/4" Phillips flathead machine screw (sill)	BG	11100357
	Door Stop, Sill V807 Used between 1991 – 1995 with V790/F250 Sill Cover and Ultrex Sill Core assembly. Current 5/98 to Present	BG	18051303
	Door Stop Assembly, Sill MISC 1722 Used 1995 through 5/98		NA
	Mortise Lock Used between 1991 – 8/98 <i>Includes:</i> 1 – Mortise lock 2 – #8x1 1/2" Phillips flathead wood screws.	ZYD	02100960
	Jamb Strike with Screws Used between 1991 – 8/98 <i>Includes:</i> 1 – Strike 2 – #8x2 1/2" Phillips flathead wood screws.	ZYD	02100961

OBSOLETE REPLACEMENT WOOD PARTS

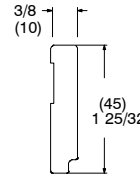
	Clad	Wood
Stationary Panel Filler	W7286	W7286
Stationary Panel Top Filler	W7270	W7270
Sill Liner	W7532	W7532
Leveling Block Filler	W7508	W7508
Head Jamb and Jamb Parting Stop	W7280	W7280
Head Jamb Liner and Stationary Jamb Liner	W7274	W7274
Panel Guide	W7278	W7278
Panel Opening Filler	---	W7282
Operating Panel Track	W7279	W7279
Jamb Liner	W7276	W7276
Stationary Panel Liner	W7296	W7296
Stationary Quarter Round Stop	W7003	W7003
Exterior Mull Casing	---	W1097
Interior Mull Casing	W1098	W1098
Center Jamb	---	W7292
Sill Liner	W7507	W7507



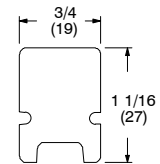
W7286 – Stationary Panel Filler (OOX or XOO)



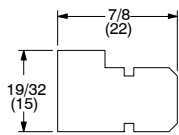
W7270 – Stationary Panel Top Filler



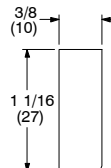
W7532 – Sill Liner (Oak)



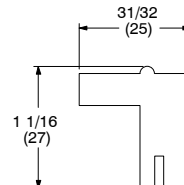
W7508 –Leveling Block Filler



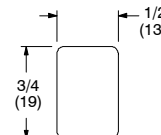
W7280 – Head Jamb and Jamb Parting Stop



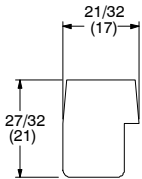
W7274 – Head Jamb Liner and Stationary Jamb Liner



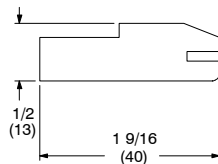
W7278 – Panel Guide



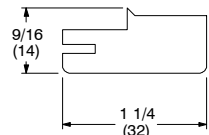
W7282 – Panel Opening Filler – Wood



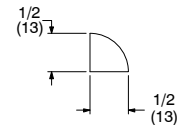
W7279 – Operating Panel Track



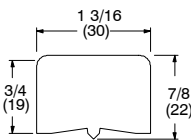
W7276 – Jamb Liner



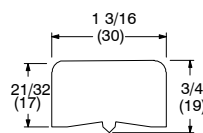
W7296 – Stationary Panel Liner (OXO)



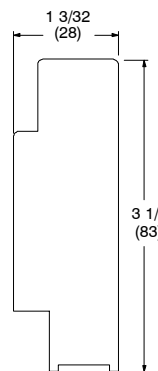
W7003 – Stationary Quarter Round Stop (O)



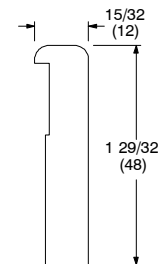
W1097 – Exterior Mull Casing (OOX or XOO)



W1098 – Interior Mull Casing (OOX or XOO)



W7292 – Center Jamb (OXO)



W7507 – Obsolete Sill Liner (Oak)

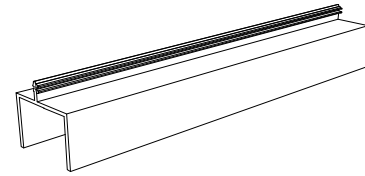
TO ORDER REPLACEMENT WOOD PARTS

When ordering replacement wood parts specify:

1. profile number;
2. rough opening;
3. handing;
4. length;
5. finish.

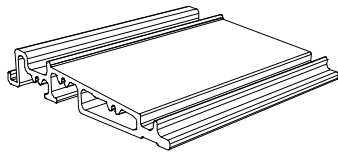
OBSOLETE REPLACEMENT VINYL, FIBERGLASS OR ALUMINUM PARTS

	Clad	Wood
Screen Channel – Brown	---	V365
Screen Channel – White	---	V310*
Ultrex Sill – Beige	F254	F254
Panel Drip – Beige	V800	V800
Leveling Block – Beige	V766	V766
Roller Track – Beige	V786	V786
Roller Track Cover – Beige	V830	V830
Head Jamb and Jamb Filler	A802	---
Mullion Cap	A808	---
Mullion Cap Base	A809	---
Center Jamb (with filler block)	A810	---

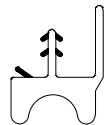


Screen Channel
V365 Brown
V007* White (no longer available)

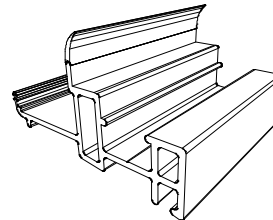
* V007 is no longer available. Substitute V310 white, Part number 11104090, length 140 1/16"



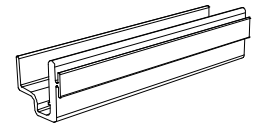
F254 – Ultrex Sill



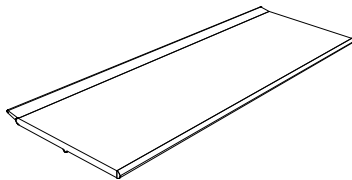
V800 – Panel Drip



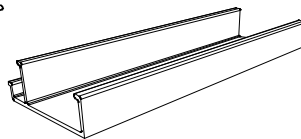
V766 – Leveling Block



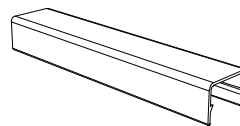
V786 – Roller Track



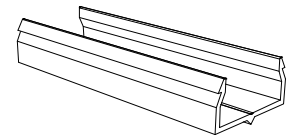
V830 – Roller Track Cover



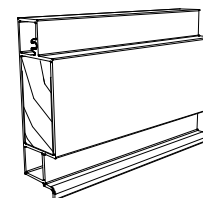
A802 – Head Jamb and Jamb Filler



A808 – Mullion Cap



A809 – Mullion Cap Base



A810 – Center Jamb (with filler block)

TO ORDER REPLACEMENT PARTS

When ordering replacement parts specify:

1. profile number;
 - a. wood or clad door
2. rough opening;
3. length;
4. handing;
5. finish.

OBSOLETE WEATHER STRIP

OBSOLETE TRIMLINE PATIO DOOR WEATHER STRIP

When ordering replacement weather strip specify:

1. quantity;
2. color;
3. part number.

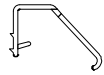

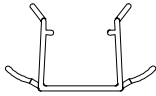
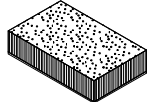
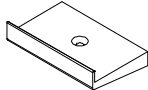
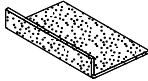

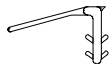
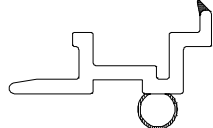
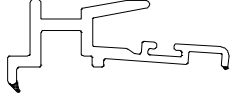
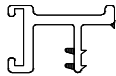
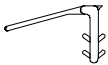

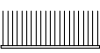

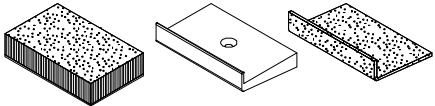

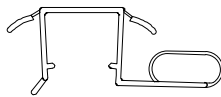
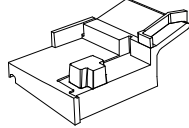
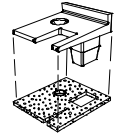
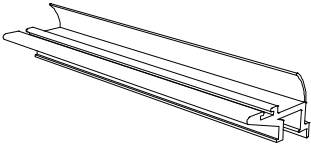

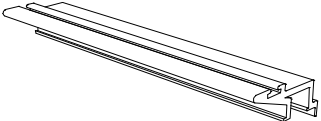
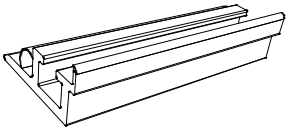

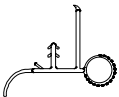
ILLUSTRATION <i>NOT TO SCALE</i>	DESCRIPTION	LENGTH	PART NUMBER
	Leaf Weather Strip, Panel Guide and Jamb Liner V245 Color: Beige	150"	15189999
	Pile Weather Strip, Head Jamb Adhesive backed Color: Gray 11/16" x 31/64" x 2 1/4"		15600001
	Parting Stop Weather Strip, Stationary Jamb, Head Jamb V735 Color: Beige	70 15/32" 79 17/32" 142 31/32" 150"	N/A N/A N/A 15619700
	Dust Block MISC 443 Color: Gray		15600004
	Dust Block Support V956		(15600007) NA
	Dust Block Support Gasket		15600006
	Pile Weather Strip, Operator Panel Interlock 17/64" x 21/64" Color: Beige	By Lineal Foot	11107533
	Sill Weather Strip V791 Color: Beige	75 5/16" 99 5/16"	N/A 15641160
	Interlock, Stationary Panel V715 Color: Beige 8-0 ht.	160"	15211099
	Interlock, Operating Panel V714 Color: Beige 8-0 ht.	109 1/2"	15211596

ILLUSTRATION <i>NOT TO SCALE</i>	DESCRIPTION	LENGTH	PART NUMBER
	Bottom Seal Weather Strip V746 Used between 1988 – 1991		NA Replace with V760
	Sill Weather Strip V791 Used between 1991 – 1995 and 5/98 to Present Color: Beige	99 5/16"	15641160
	Interlock and Bottom Seal Pile Weather Strip Used between 1988 – 1991		NA
	Sill Dust Block Pile Weather Strip Used between 1988 – 1991		NA
	Sill Foam Block Weather Strip Used between 1988 – 1991		NA
	Dust Block Assembly MISC 2252 Used between 1991 – 1995.		NA
	Foam Interlock Weather Strip V750 Used between 1991 – 1995 Color: Beige		NA
	Parting Stop Weather Strip, Operating Jamb V777 Color: Beige Used before 1/98		NA
	Hydroseal MISC 2252 Color: Black Used between 1995 – 1/98		NA
	End Cap (with gasket) MISC 2245 Color: Beige Used between 1995 – 1/98		NA

OBSOLETE – WEATHER STRIP

ILLUSTRATION <i>NOT TO SCALE</i>	DESCRIPTION	LENGTH	PART NUMBER
	<p>Interlock, Stationary Panel V747 Color: Beige Wood only Used between 1988 –1995 and 1996 – 1/98</p>		NA
	<p>Interlock, Stationary Panel V472 Color: Beige Clad only Used between 1990 –1995 and 1996 – 1/98</p>		NA
	<p>Interlock, Operating Panel V471 Color: Beige Used between 1988 –1995 and 1996 – 1/98</p>		NA
	<p>Interlock, Stationary & Operating Panel V755 Color: Beige Used between '95 – '96</p>		NA Replace with V471, 472 747
	<p>Panel Drip V800 150" Used between 1991 – 1995. Current 5/98 to present.</p>	BK BG	15978490 15978499
	<p>Panel Drip V760 Used between 1995 – 5/98.</p>	BG	Check availability

ORDERING OBSOLETE REPLACEMENT PANELS FOR THE TRIMLINE PATIO DOOR

To order replacement panels specify:

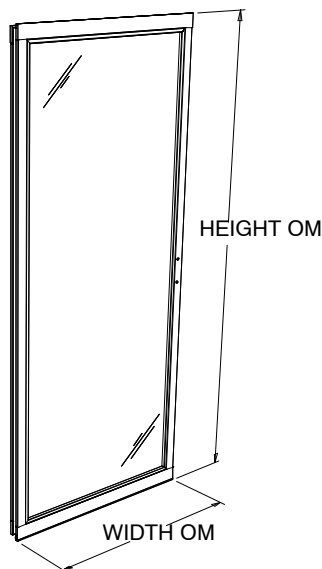
- | | |
|----------------------------|---------------------------------|
| 1. OM of panel; | 4. glazing; |
| 2. operator or stationary; | 5. finish. |
| 3. handing; | 6. Single-Point or Multi-Point. |

CLAD AND WOOD TRIMLINE DOOR (PRE 1998)

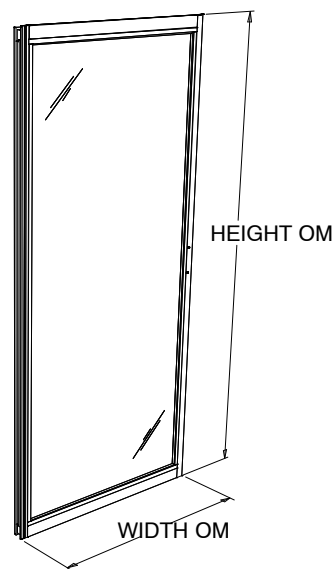
CN	Panel OSM		Panel DLO	
	Width	Height	Width	Height
2665	28 15/16"	75 15/16"	24 7/16"	70 5/16"
3065	34 15/16"	75 15/16"	30 7/16"	70 5/16"
4065	46 15/16"	75 15/16"	42 7/16"	70 5/16"
2668	30 7/16"	79 3/16"	25 15/16"	73 9/16"
3068	36 7/16"	79 3/16"	31 15/16"	73 9/16"
4068	48 7/16"	79 3/16"	43 15/16"	73 9/16"
8/0 Height		95 3/16"	same as 6/8	89 9/16"

Units will have:

- 2 13/16" top and bottom rail and 2 1/4" stiles.
- Single Point Lock used until November 2002.
- DLO width same on 6/8 and 8/0.



**Wood Operator Panel
Exterior View**



**Clad Operator Panel
Exterior View**

NOTE: Operator panel include sash rollers, panel drip, interlock and interlock end cap with gasket, and mortise lock (installed).
Stationary panel includes stationary panel top filler, leveling block filler, interlock and straight angle bracket (with screws taped to panel).

ORDERING REPLACEMENT SCREENS FOR TRIMLINE PATIO DOOR

Screens are available with aluminum surround and charcoal colored fiberglass 18 x 16 screen mesh. Aluminum mesh is available as an option in black, charcoal, bright aluminum or bright bronze. Determine the outside measurement of the existing screen. Find the sizes that correspond to the width and height indicated on the following charts. Surrounds are available in bronze, stone white, brown and pebble gray.

When ordering replacement screen specify:

1. size; – If there is no existing screen from which to obtain the OM of the screen, determine the size of the screen by using measurement conversion charts below. The daylight opening is the measurement of the visible glass.
2. color;
3. mesh type (if other than standard).

<p>Trimline Patio Door Manufactured March 3, 2002 – November 3, 2003</p> <p>Daylight Opening to OM of Screen</p> <p>Daylight Width + 4 9/16" = OM Width of Screen Daylight Height + 7 1/32" = OM Height of Screen</p>				
WIDTH			HEIGHT	
SIZE	WIDTH	OM-WIDTH	SIZE	OM-HEIGHT
CN 50	(65 ht.)	29"	CN 65	77 11/32"
CN 60	(65 ht.)	35"		
CN 80	(65 ht.)	47"		
CN 50	(68 ht.)	30 1/2"	CN 68	80 19/32"
CN 60	(68 ht.)	36 1/2"	CN 80	94 3/32"
CN 80	(68 ht.)	48 1/2"		

* 80 Height change March 4, 2002

<p>Trimline Patio Door Manufactured March 1991 – 3/3/02</p> <p>Daylight Opening to OM of Screen</p> <p>Daylight Width + 4 9/16" = OM Width of Screen Daylight Height + 7 1/32" = OM Height of Screen</p>				
WIDTH			HEIGHT	
SIZE	WIDTH	OM-WIDTH	SIZE	OM-HEIGHT
CN 50	(68 ht.)	30 1/2"		
CN 60	(68 ht.)	36 1/2"	CN 80	96 19/32"
CN 80	(68 ht.)	48 1/2"		

<p>Retro Patio Door Manufactured before March 1991</p> <p>Daylight Opening to OM of Screen</p> <p>Daylight Width + 4 9/16" = OM Width of Screen Daylight Height + 6 11/16" = OM Height of Screen</p>				
WIDTH			HEIGHT	
SIZE	WIDTH	OM-WIDTH	SIZE	OM-HEIGHT
CN 50	(68 ht)	29"	CN 68	77 5/8"
CN 60	(68 ht)	35"		
CN 80	(68 ht)	47"		

TRIMLINE PATIO DOOR SCREEN DOOR PARTS

The following parts are used on Trimline Patio Door screens. When ordering replacement parts specify:

1. part number;
2. quantity.

ILLUSTRATION NOT TO SCALE	DESCRIPTION	OPER./COLOR	PART NO.
	<p>Handle Assembly Includes: 1 - Exterior handle - black (A) 1 - Interior handle - black (B) 1 - Slide (C) 1 - Latch (D) 1 - Rivets 4 - Screws</p>		05570932
	<p>Strike Includes: 1 - Strike 2 - #4x3/4" Phillips roundhead wood screws</p>		05570438
	<p>Screen Roller</p>	<p>LH BZ RH BZ</p> <p>LH WH RH WH</p> <p>LH PB RH PB</p>	<p>05570468 NA</p> <p>05570466 05570465</p> <p>05570470 NA</p>
	<p>Pile Weather Strip, Screen 17/64" x 29/64" Specify Length</p>	BG	11107533