

CHAPTER 17

WOOD AND CLAD SAFE-T-PLUS PATIO DOORS INDEX

NOTICE

Marvin Windows and Doors discontinued the sale of Safe-T-Plus Doors in August of 1998. Marvin will continue to provide full support with a complete line of hardware, wood parts, replacement sash and glass, as specified by the Marvin warranty.

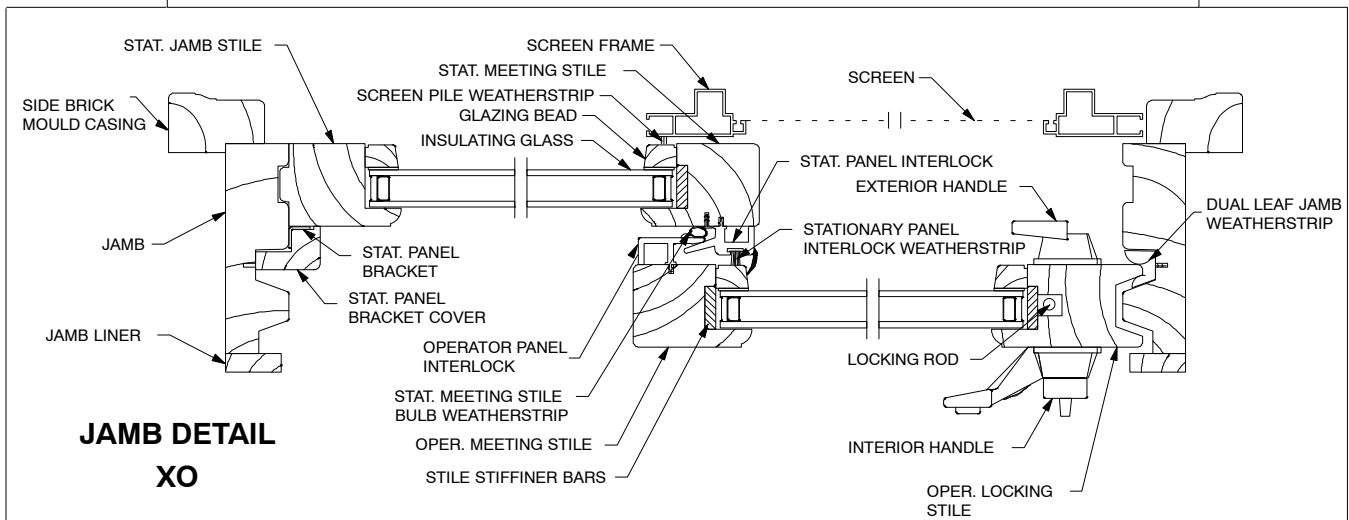
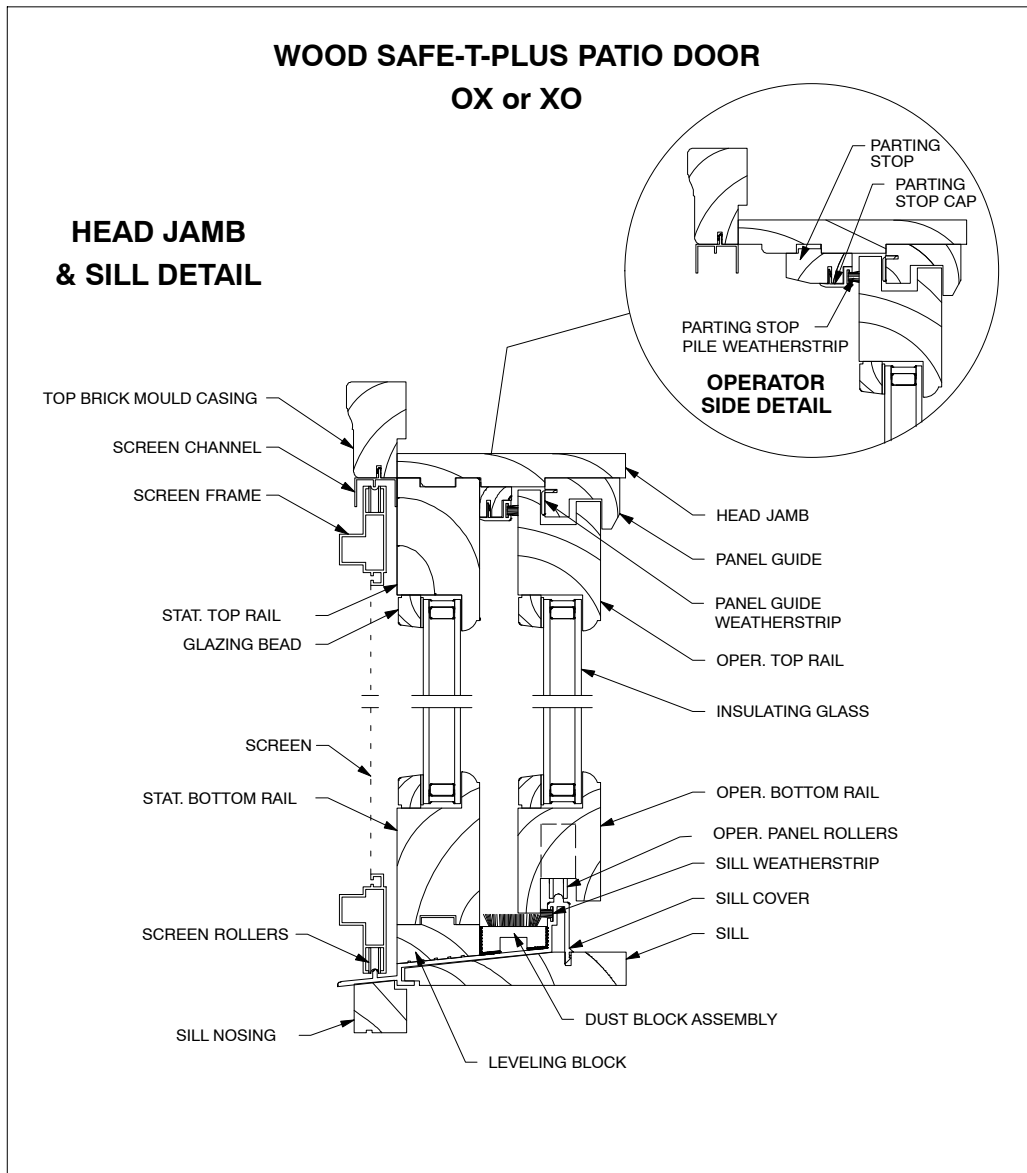
	PAGE
History	17.2
Part Identification – Wood Safe-T-Plus OX or XO	17.3
Part Identification – Wood Safe-T-Plus OX or XO Interior Sill	17.4
Part Identification – Wood Safe-T-Plus Stationary	17.5
Part Identification – 3 Wide Center Operator Jamb Detail	17.6
Part Identification – Clad Safe-T-Plus OX or XO	17.7
Part Identification – Clad Safe-T-Plus Stationary	17.8
Parts – Wood and Clad Safe-T-Plus Patio Door	17.9
Replacement Wood Parts	17.12
Replacement Vinyl, Aluminum and Fiberglass Parts	17.13
Panel Replacement	17.14
Weather Strip	17.15
Screens and Screen Parts	17.17
Energy Panels and Parts	17.20
Obsolete Parts	17.21
Obsolete Weather Strip	17.22
Discontinued Screen Parts	17.23

ATTENTION:

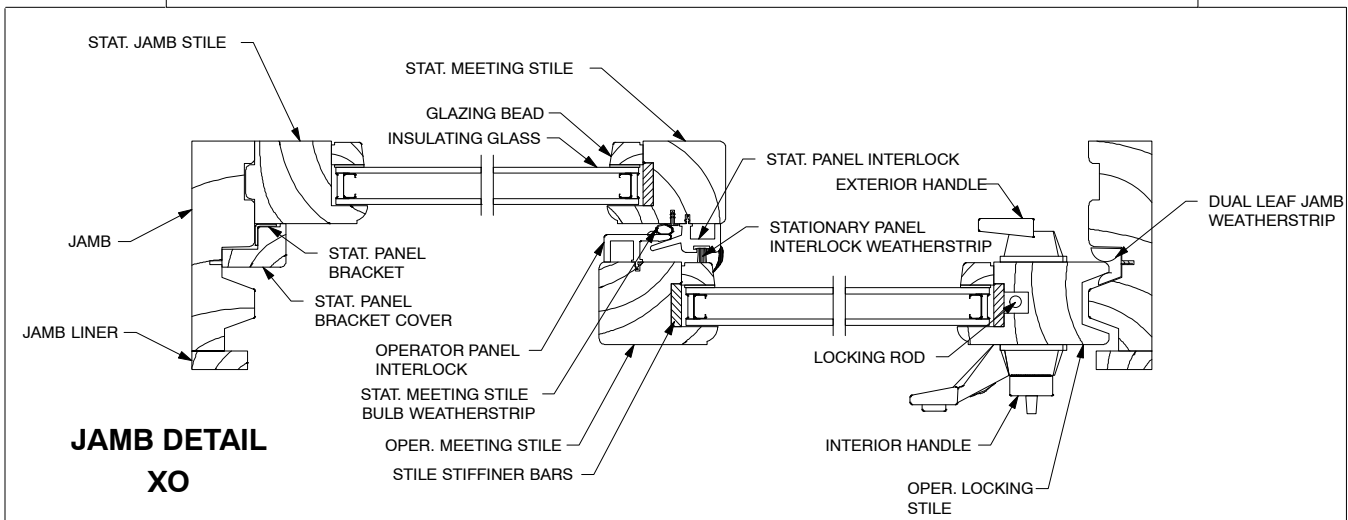
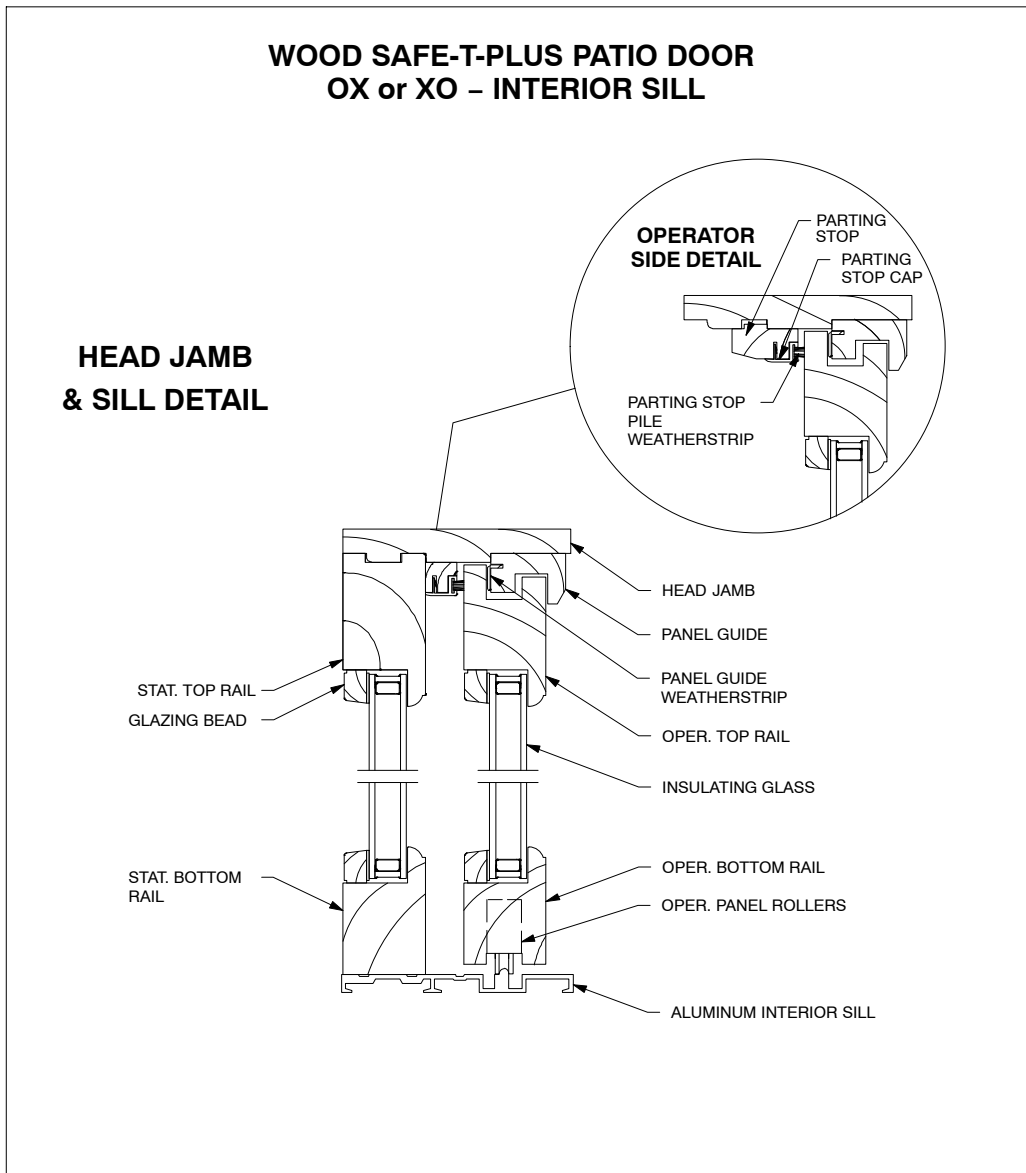
- Specification and technical data are subject to change without notice.
- Numbers listed in parentheses () are metric equivalents in millimeters rounded to the nearest whole number.

HISTORY

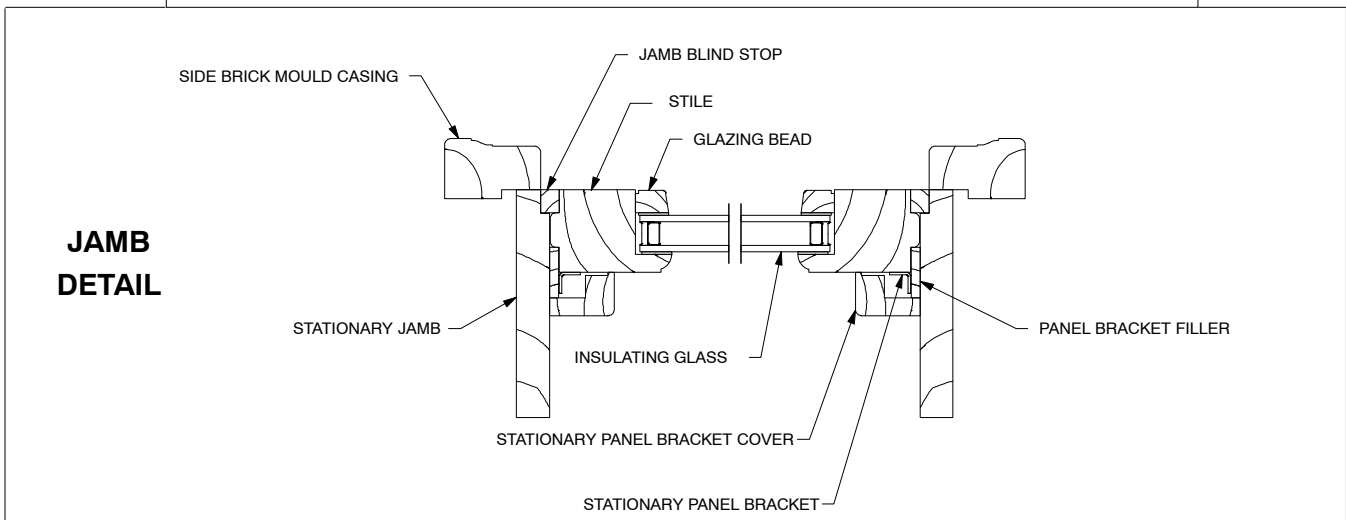
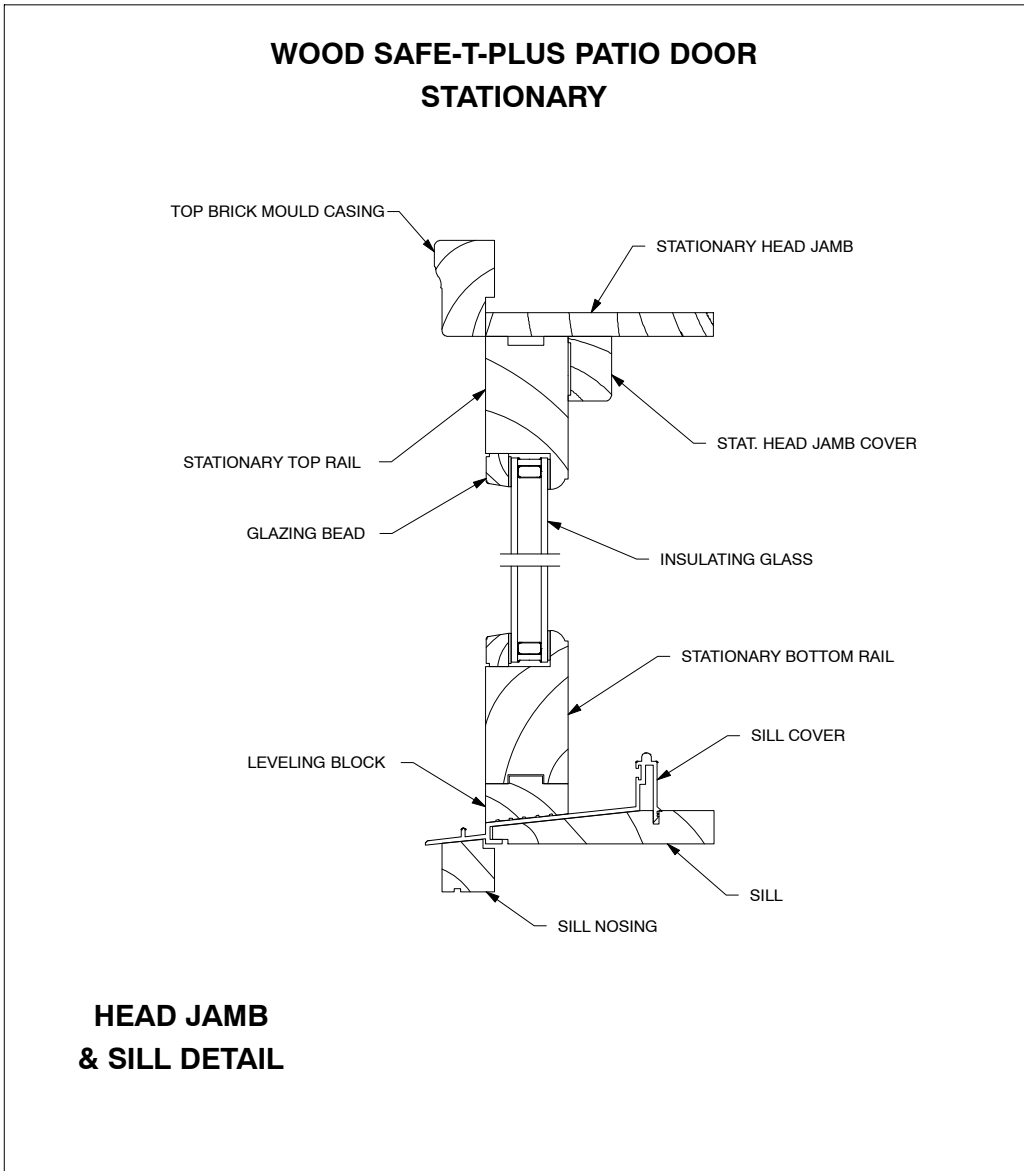
PRODUCED	UNIT TYPE	FEATURES OR CHANGES	DISCONTINUED
1965	Wood Patio Door	Unit featured oak sill with aluminum track, mortise lock with keyed cylinder and horizontal slot opening, wood surround screen, 5/8" insulating glass, brushed chrome exterior handle and brushed chrome with wooden insert interior handle. Unit was shipped 'knocked down' (KD). Door operation was not reversible.	1975
1975	Wood Patio Door	Patio door redesign featured a reversible panel door, aluminum surround screen, aluminum sill, adjustable plastic screen roller (70-1), black handles and mortise lock with diagonal slot opening. Unit was shipped KD. Aluminum sill introduced.	1980 1979
1979	Wood Patio Door	Brown Lexan sill introduced.	1991
1980	Wood Safe-T-Plus Patio Door	Mortise lock changed to Safe-T-Plus hardware with locking rods at the operating panels. Bronze 'T' shaped, metal handles feature wooden (interior) insert with optional keyed cylinder. 3/4" insulating glass standard. Standard sizes included an 8-0 height. Door available 'set up' as standard, KD optional.	1998
1981	Wood Safe-T-Plus Patio Door	'Retro' sizes added (3" narrower and 3" shorter than standard (full size) Patio door). Call numbers were 500, 600, 800.	1988
1982	Safe-T-Plus Marv-A-Gard Patio Door	Unit features extruded aluminum clad exterior, 'retro' sizing, Safe-T-Plus hardware with locking rods at the operating panels. Bronze 'T' shaped, metal handles feature wooden (interior) insert with optional keyed cylinder. 1" insulating glass standard. (The term Marv-A-Gard was discontinued in 1986). Doors identified by call numbers MG 500, MG 600 and MG 800.	1998 1988
1982	Patio Door Screen	In the early to mid 1980s several different screen rollers were used in the patio door line. To determine what is currently available for replacement consult the Screen and Screen Parts and Obsolete Screen Parts pages of this section.	
1988	Clad Safe-T-Plus Patio Door	8-0 height added to Clad Safe-T-Plus Patio Door line. Call numbers changed to CR 5068, CR 6068 AND CR 8068. (RO did not change).	1998 1992
1991	Wood and Clad Safe-T-Plus Patio Door	Sill changed from brown to beige. External component parts changed to beige.	1998
1992	Clad Safe-T-Plus Patio Door	Call numbers changed to CN 5080, CN 6080 and CN 8080. (RO did not change)	1998
1993	Wood Safe-T-Plus Patio Door	Simulated divided lite introduced (not available in clad Safe-T-Plus).	1998
1995	Clad Safe-T-Plus Patio Door	Factory applied clad brick mould casing introduced.	1998
1998	Safe-T-Plus Patio Door	Door line discontinued. Trimline enhanced to replace.	1998



NOTE: Not to scale; specifications subject to change without notice.

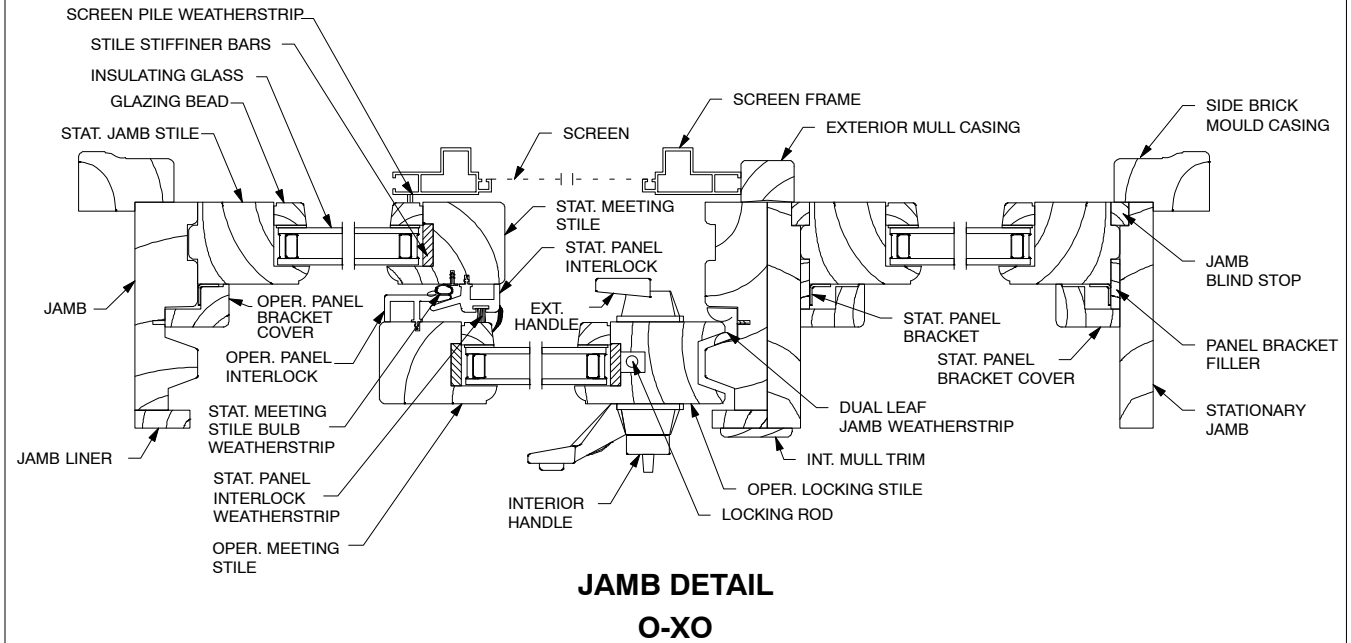


NOTE: Not to scale; specifications subject to change without notice.

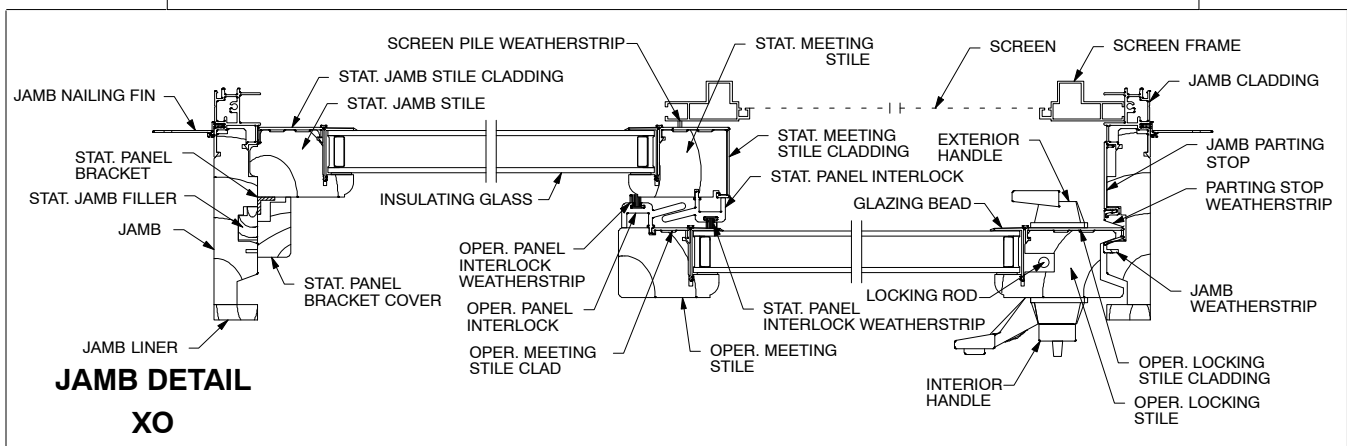
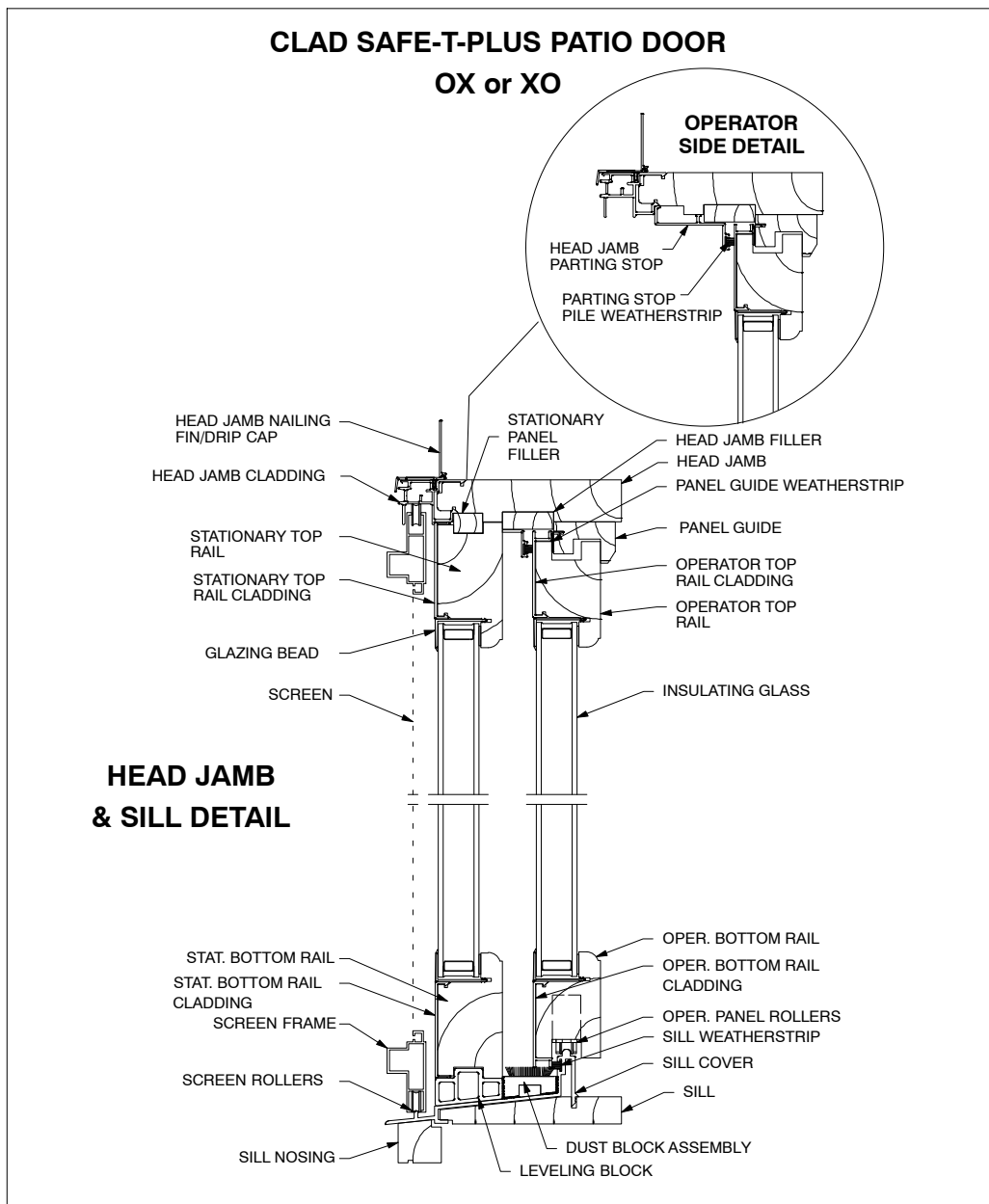


NOTE: Not to scale; specifications subject to change without notice.

3 WIDE CENTER OPERATOR JAMB DETAIL

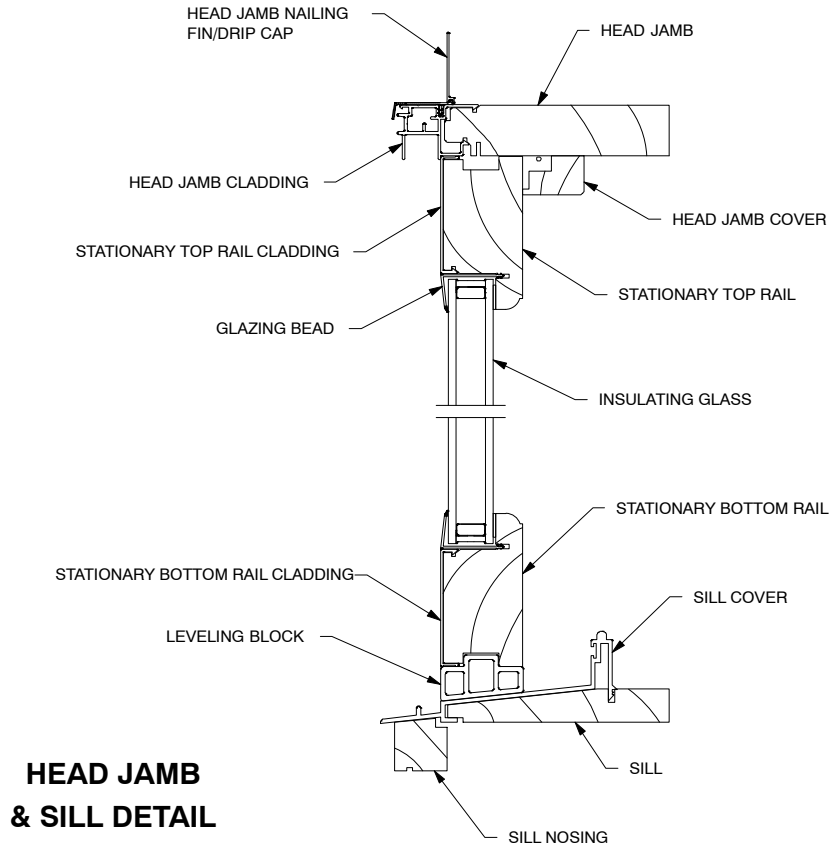


NOTE: Not to scale; specifications subject to change without notice.

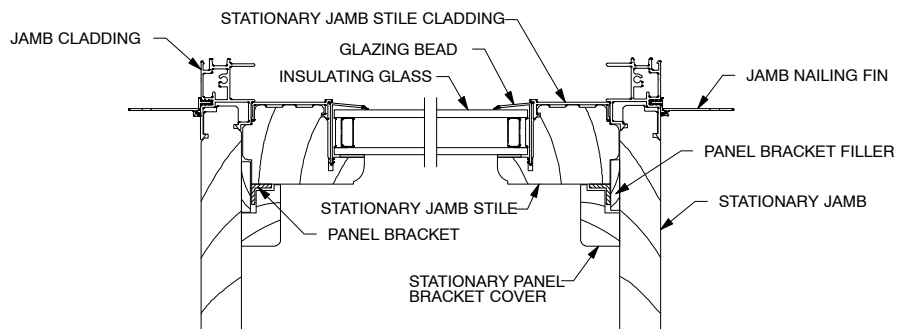


NOTE: Not to scale; specifications subject to change without notice.

**CLAD SAFE-T-PLUS PATIO DOOR
 STATIONARY**



**JAMB
 DETAIL**



NOTE: Not to scale; specifications subject to change without notice.

SAFE-T-PLUS PATIO DOOR

When ordering replacement Safe-T-Plus Patio door parts specify:

1. type of unit;
2. part number;
3. description.

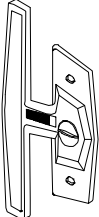
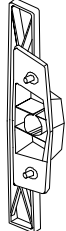
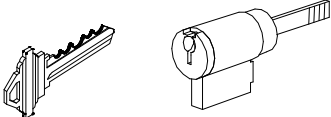




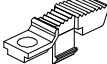
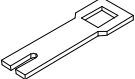
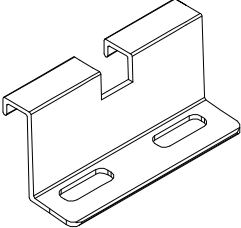
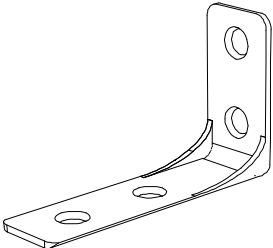
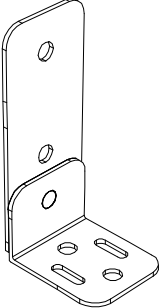
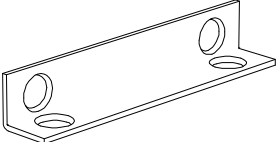

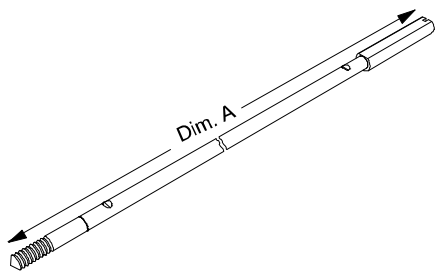
ILLUSTRATION <i>NOT TO SCALE</i>	DESCRIPTION	OPER./COLOR	PART NO.
	<p>Handle, Non-Keyed, Interior <i>Includes:</i> 1 – Interior handle 2 – #10 24 x 1 3/4" Phillips ovalhead wood screws</p>	<p>BZ WH</p>	<p>N/A N/A</p>
	<p>Handle, Non-Keyed, Exterior <i>Includes:</i> 1 – Exterior handle 2 – #10-24 x 1 3/4" Phillips ovalhead wood screws</p>	<p>BZ WH</p>	<p>N/A N/A</p>
	<p>Keyed Cylinder NOTE: For above handles only.</p>		<p>N/A</p>
	<p>Thumb Turn</p>	<p>BZ</p>	<p>N/A</p>
	<p>Actuator Pin</p>		<p>N/A</p>
	<p>Nylon Washer</p>	<p>WH</p>	<p>N/A</p>
	<p>Metal Retainer Ring</p>		<p>N/A</p>
	<p>Locking Button</p>	<p>BK</p>	<p>N/A</p>
	<p>Slide Lock Retainer Clip</p>		<p>N/A</p>

ILLUSTRATION NOT TO SCALE	DESCRIPTION	OPER./COLOR	PART NO.
<p>Interior</p> <p>Exterior</p>	Handle Package, Keyed, Brass		NA
	Mortise Lock		N/A
<p>Small (used before 2002)</p> <p>Large</p>	Operator Panel Roller (Tandem – Adjustable) MISC 019 <i>Includes:</i> 1 – Operator panel roller 2 – #8x1" Phillips flathead wood screws	Small Small SS Large Large SS	10820000 NA 10820001 10820002
	Bumper Assembly		NA
	Guide Plate <i>Includes:</i> 1 – Guide plate 2 – #8x3/4" Phillips flathead wood screws	ZYD	10830005
	Bolt Guide	ZYD	NA
	Keeper, Upper <i>Includes:</i> 1 – Keeper 2 – #10-24x1" Phillips flathead machine screws (wood) 2 – #10-24x1 1/2" Phillips flathead machine screws (clad) NOTE: Specify for clad or wood units	BG	10830040

ILLUSTRATION NOT TO SCALE	DESCRIPTION	OPER./COLOR	PART NO.
	<p>Keeper, Lower <i>Includes:</i> 1 – Keeper 2 – #10–24x3/4" Phillips flathead machine screws</p>	BG	10830041
	<p>Straight Angle Bracket (Top) MISC 014 <i>Includes:</i> 1 – Straight angle bracket 2 – #7x1 1/4" Phillips flathead wood screws (panel) 2 – #8x1" Phillips flathead wood screws (head jamb)</p>	BG	11100101
	<p>Adjustable Angle Bracket (Bottom) MISC 451 <i>Includes:</i> 1 – Adjustable angle bracket 2 – #7x1 1/4" Phillips flathead wood screws (panel) 1 – #8x2 3/4" Phillips flathead wood screws (sill)</p>	BG	11100102
	<p>Stationary Panel Bracket MISC 2246 <i>Includes:</i> 1 – Stationary panel bracket 4 – #7x7/8" Phillips flathead wood screws</p>	ZYD	Contact your Marvin representative
	<p>Chrome Plug</p>		No longer available

Locking Rod

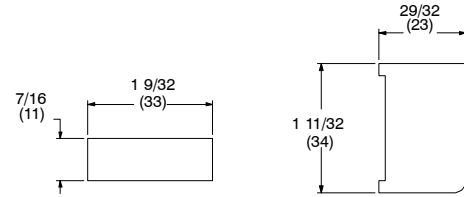


Height	Top Locking Rod Length	Bottom Locking Rod Length	Part Number
CN 6–5	35 29/32"	35 29/32" (912)	No longer available
CN 6–8	37 13/32"	37 13/32" (950)	10830003
CN 8–0	53 13/32"	53 13/32" (1357)	10830013

NOTE: For special heights give dimension A and contact your Marvin representative for pricing.

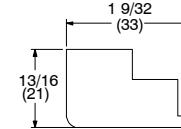
CURRENT REPLACEMENT WOOD PARTS

	Clad	Wood
Head Jamb Filler	W6190	---
Stationary Head Jamb Cover	---	W7246
Stationary Jamb and Head Jamb Cover	W7260	---
Stationary Panel Bracket Cover	W7262	W7248
Panel Guide	W7250	W7250
Stationary Jamb Filler	W7264	---
Stationary Panel Filler	W6090	---
Stationary Panel Bracket Filler	W6130	W6130
Jamb Liner	W6140	W6160
Stationary Jamb Blind Stop	---	W6040
Leveling Block	---	W7242
Sill Nosing	W7224	W7224
Parting Stop	---	W7252
Mullion Casing	---	W1082

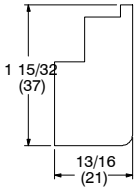


W6190 – Head Jamb Filler – Clad (OX or XO)

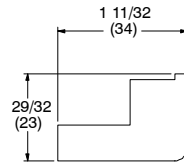
W7246 – Stationary Head Jamb Cover – Wood (O)



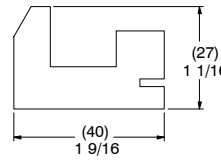
W7260 – Stationary Jamb and Head Jamb Cover – Clad (O)



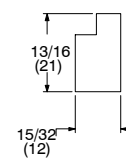
W7262 – Stationary Panel Bracket Cover – Clad (OX or XO)



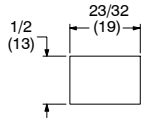
W7248 – Stationary Panel Bracket Cover – Wood (O, OX or XO)



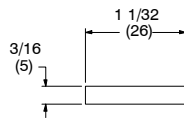
W7250 – Panel Guide (OX or XO)



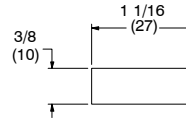
W7264 – Stationary Jamb Filler – Clad (OX or XO)



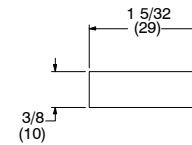
W6090 – Stationary Panel Filler – Clad (OX or XO)



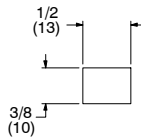
W6130 – Panel Bracket Filler (O)



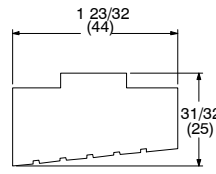
W6140 – Jamb Liner – Clad (OX or XO)



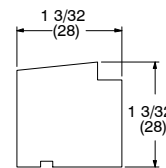
W6160 – Jamb Liner – Wood (OX or XO)



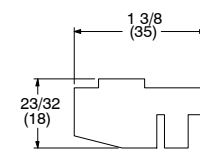
W6040 – Jamb Blind Stop – Wood (O)



W7242 – Leveling Block – Wood (O, OX or XO)



W7224 – Sill Nosing (O, OX or XO)

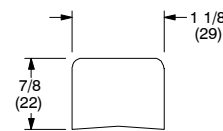


W7252 – Parting Stop – Wood (OX or XO)

TO ORDER REPLACEMENT WOOD PARTS

When ordering replacement wood parts specify:

1. profile number;
2. call number or rough opening;
3. handing;
4. length;
5. finish.

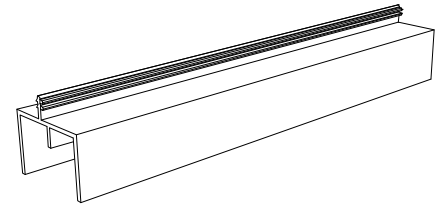


W1082 – Mullion Casing

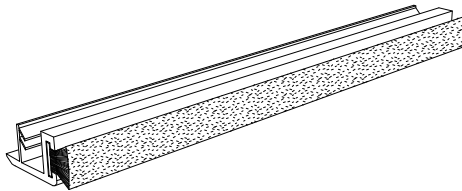
ORDERING REPLACEMENT VINYL, ALUMINUM OR FIBERGLASS PARTS FOR THE SAFE-T-PLUS PATIO DOOR

	Clad	Wood
Screen Channel	---	V253/V310
Parting Stop Cap - Beige	---	V292
Sill Assembly - Beige	N/A	N/A
Leveling Block - Beige	V765	---
Head Jamb Parting Stop	A603	---
Jamb Parting Stop	A604	---

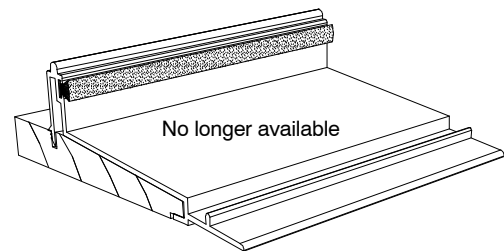
N/A is no longer available



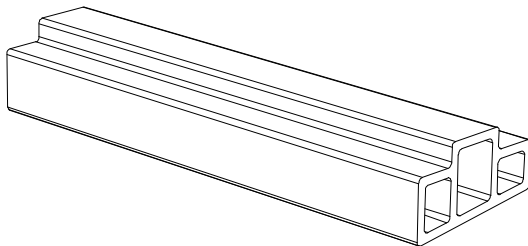
V253 – Screen Channel (Brown or Pebble Gray)
V310 – Screen Channel (White)



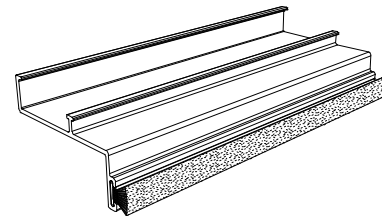
V292 – Parting Stop Cap



V668 – Sill Assembly



V765 – Leveling Block

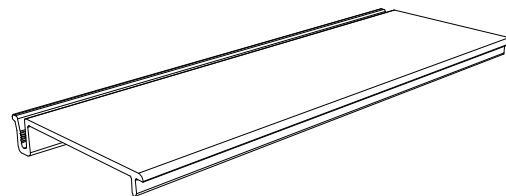


A603 – Head Jamb Parting Stop

TO ORDER REPLACEMENT PARTS

When ordering replacement parts specify:

1. unit type (wood or clad);
2. profile number;
3. size (call number or rough opening);
4. length;
5. handing;
6. finish (where applicable).



A604 – Jamb Parting Stop

ORDERING REPLACEMENT PANELS FOR THE SAFE-T-PLUS PATIO DOOR

To order replacement panels specify:

1. size (call number or OM of panel);
2. operator or stationary;
3. handing (OX, XO, or O);
4. glazing;
5. finish;

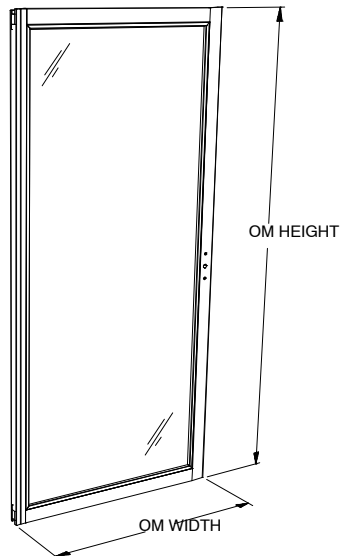
NOTE: STATIONARY panels include leveling block and interlock. OPERATOR panels include rollers, complete interlock and weather strip.

CLAD AND WOOD SAFE-T-PLUS DOOR

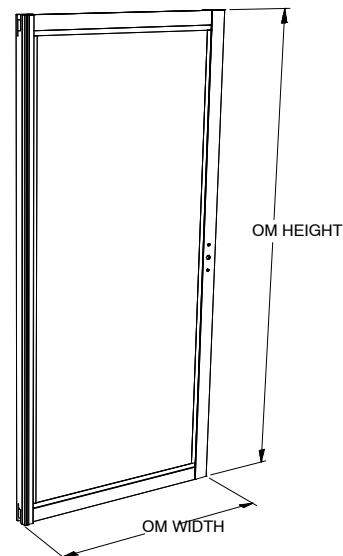
CN	Panel OSM Operator		Panel OSM Stationary		Panel DLO	
	Width	Height	Width	Height	Width	Height
5065	29 7/8"	76 5/8"	29 1/16"	77 1/8"	24 1/4"	70 3/4"
6065	35 7/8"	76 5/8"	35 1/16"	77 1/8"	30 1/4"	70 3/4"
8065	47 7/8"	76 5/8"	47 1/16"	77 1/8"	42 1/2"	70 3/4"
5068	31 3/8"	79 5/8"	30 9/16"	80 1/8" wood	25 3/4"	73 3/4"
6068	37 3/8"	79 5/8"	36 9/16"	80 1/8" wood	31 3/4"	73 3/4"
8068	49 3/8"	79 5/8"	48 9/16"	80 1/8" wood	43 3/4"	73 3/4"
8/0 Height		95 5/8"		96 1/8"		89 3/4"

Units will have:

- 2 15/16" top and bottom rails and 2 15/32" stiles.
- Wood units get 3/4" glass, clad units get 1" glass.
- Wood units are available in 6/8 and 8/0 heights.
- Clad units are available in 6/5 and 8/0 heights.
- Heights shown are with no leveling block.
- For height with leveling block, add 13/16" for wood units and 23/32" for clad units.



**Wood Operating Panel
Exterior View**

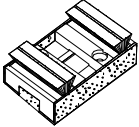
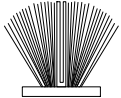

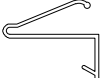


**Clad Operating Panel
Exterior View**


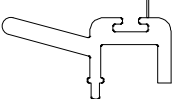
When ordering replacement weather strip specify:

1. quantity;
2. length;
3. part number;
4. description.

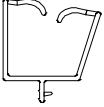

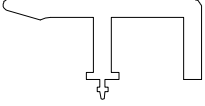
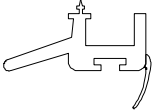
WOOD AND CLAD

ILLUSTRATION <i>NOT TO SCALE</i>	DESCRIPTION	LENGTH	PART NUMBER
	Dust Block Assembly		NA
	Pile Weather Strip, Sill and Parting Stop 17/64" x 21/64" Color: Beige	Specify Length	11107533
	Pile Weather Strip, Interlock and Dust Block 17/64" x 29/64" Color: Beige	Specify Length	11107546
	Head Jamb Dust Plug Note: Metal Backed Color: Gray 1 1/8" x 3/8" x 2 5/8"		NA
	Leaf Weather Strip, Operator Panel Guide V115 Beige		NA

CLAD

ILLUSTRATION <i>NOT TO SCALE</i>	DESCRIPTION	LENGTH	PART NUMBER
	Leaf Weather Strip, Jamb and Parting Stop V245 Color: Beige	150"	15189999
	Interlock, Stationary and Operating Panel V166		NA

WOOD

ILLUSTRATION NOT TO SCALE	DESCRIPTION	LENGTH	PART NUMBER
	Dual Leaf Weather Strip, Jamb V626 Color: Beige	144"	N/A
	Bulb Weather Strip, Stationary Meeting Stile V192 – Beige		N/A
	Interlock, Operating Panel V713 Color: Beige <i>Attached with #6x1 1/2" Phillips flathead wood screws</i>	95 5/8"	N/A
	Interlock, Stationary Panel V475		N/A

ORDERING REPLACEMENT SCREENS FOR SAFE-T-PLUS PATIO DOOR

Screens are available with aluminum surround and charcoal colored fiberglass 18 x 16 screen mesh. Aluminum mesh is available as an option in black, charcoal, bright aluminum or bright bronze. Determine the outside measurement of the existing screen. Find the sizes that correspond to the width and height indicated on the following charts. Surrounds are available in bronze, white, brown and pebble gray.

When ordering replacement screen specify:

1. size; – If there is no existing screen from which to obtain the OM of the screen, determine the size of the screen by using measurement conversion charts below. The daylight opening is the measurement of the visible glass.
2. color;
3. mesh type (if other than standard);
4. handing.

Wood Safe-T-Plus Patio Door Units manufactured 1980 – Present and CN 6-5 height sizes manufactured between 1981 – 1988.			
Daylight Opening to OM of Screen			
Daylight Width + 5 1/4" = OM Width of Screen			
Daylight Height + 7 1/16" = OM Height of Screen			
WIDTH		HEIGHT	
SIZE	OM-WIDTH	SIZE	OM-HEIGHT
CN 5-0	(6-5 ht) 29 1/2"	CN 6-5	77 13/16"
CN 6-0	(6-5 ht) 35 1/2"		
CN 8-0	(6-5 ht) 47 1/2"		
CN 5-0	(6-8, 8-0 ht) 31"	CN 6-8	80 13/16"
CN 6-0	(6-8, 8-0 ht) 37"	CN 8-0	96 13/16"
CN 8-0	(6-8, 8-0 ht) 49"		

Clad Safe-T-Plus Patio Door Units manufactured 1982 – Present			
Daylight Opening to OM of Screen			
Daylight Width + 4 1/2" = OM Width of Screen			
Daylight Height + 7 1/2" = OM Height of Screen			
WIDTH		HEIGHT	
SIZE	OM-WIDTH	SIZE	OM-HEIGHT
CN 5-0	(6-5 ht.) 28 3/4"	CN 6-5	78 1/4"
CN 6-0	(6-5 ht.) 34 3/4"		
CN 8-0	(6-5 ht.) 46 3/4"		
CN 5-0	(8-0 ht) 30 1/4"	CN 8-0	97 1/4"
CN 6-0	(8-0 ht) 36 1/4"		
CN 8-0	(8-0 ht) 48 1/4"		

ORDERING REPLACEMENT SCREENS FOR SAFE-T-PLUS PATIO DOOR**Wood Safe-T-Plus Patio Door
Units with aluminum sill manufactured
between 1975 – 1980****Daylight Opening to OM of Screen**

Daylight Width + 5 1/4" = OM Width of Screen

Daylight Height + 7 1/16" = OM Height of Screen

WIDTH		HEIGHT	
SIZE	OM-WIDTH	SIZE	OM-HEIGHT
CN 5-0	31"	CN 6-8	80 13/16"
CN 6-0	37"	CN 8-0	96 13/16"
CN 8-0	49"		

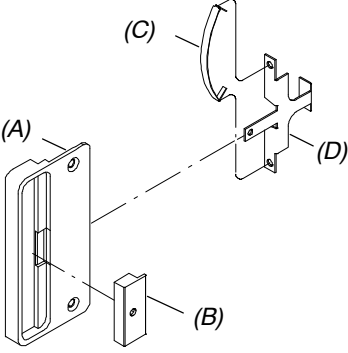
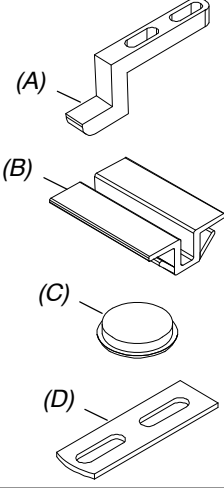
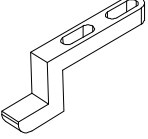
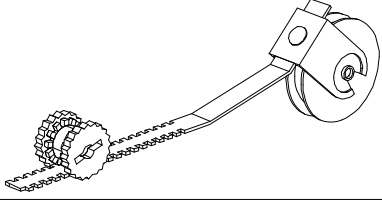
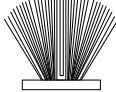
**Wood Patio Door
Units with oak sill manufactured before 1975**

Contact your Marvin representative to order a screen for wood patio doors with oak sills manufactured before 1975.

SAFE-T-PLUS PATIO DOOR SCREEN DOOR PARTS

The following parts are used on Safe-T-Plus Door screens. When ordering replacement parts specify:

1. part number;
2. quantity.

ILLUSTRATION <i>NOT TO SCALE</i>	DESCRIPTION	OPER./COLOR	PART NO.
	<p>Interior Handle Assembly Includes: 1 - Interior handle – black (A) 1 - Slide (B) 1 - Spring (C) 1 - Latch (D) 3 - Rivets</p>		No longer available
	<p>Strike Hardware Package Includes: 1 - Strike (A) 2 - Spacers (B) 4 - Colored plugs (C) 2 - Shims (D) 2 - #4x3/4" Phillips panhead wood screws (strike)</p>	PB	No longer available
	<p>Strike Includes: 1 - Strike 2 - #4x3/4" Phillips roundhead wood screws</p>		No longer available
	<p>Screen Roller (with gear) NOTE: Entire housing is not replaceable.</p>		No longer available
	<p>Pile Weather Strip, Screen 17/64" x 29/64" Specify Length</p>	BG	11107546

ORDERING REPLACEMENT ENERGY PANELS FOR SINGLE GLAZED ADL WOOD SAFE-T-PLUS PATIO DOOR

If you are replacing an existing energy panel, determine the outside measurement of the existing energy panel. Find the sizes that correspond to the width and height indicated on the following chart. Energy panels are available for single glazed ADL wood Safe-T-Plus doors only. Aluminum surrounds are available in bronze, white, brown or pebble gray.

When ordering energy panels specify:

1. size; If there is no existing EP from which to obtain the OM of the panel, determine the size of the EP by using the conversion chart below. The daylight opening is the measurement of the visible glass.
2. color of surround;
3. tempered glass type;
4. handing.
 - A) OX or XO, Stationary or Operating Panel
 - B) O, Stationary Panel

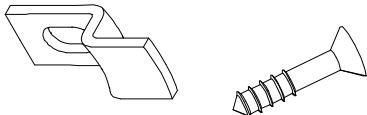
<p>Wood Safe-T-Plus Patio Door Units manufactured 1980 – Present 6-5 height sizes manufactured between 1981 – 1988.</p> <p>Daylight Opening to OM of EP</p> <p>Daylight Width + 1 3/8" = OM Width of EP Daylight Height + 1 7/16" = OM Height of EP NOTE: OM should not include lip.</p>			
WIDTH		HEIGHT	
SIZE	OM-WIDTH	SIZE	OM-HEIGHT
CN 5-0	(6-5 ht) 25 5/8"	CN 6-5	72 3/16"
CN 6-0	(6-5 ht) 31 5/8"	CN 6-8	75 3/16"
CN 8-0	(6-5 ht) 43 5/8"	CN 8-0	91 3/16"
CN 5-0	27 1/8"		
CN 6-0	33 1/8"		
CN 8-0	45 1/8"		

WOOD SAFE-T-PLUS ENERGY PANEL PARTS

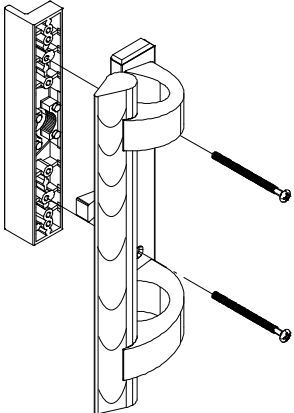
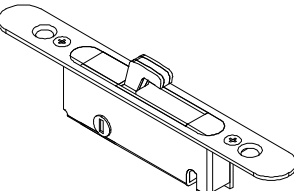
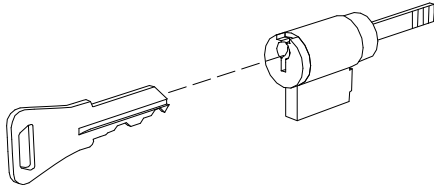
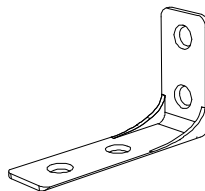
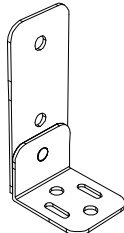
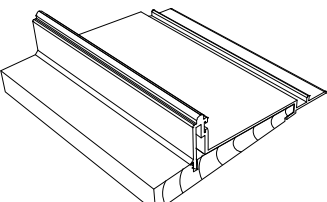
Energy panels are attached with metal Z-Clips.

When ordering energy panel parts specify:

1. quantity;
2. description;
3. part number.

ILLUSTRATION <i>NOT TO SCALE</i>	DESCRIPTION	PART NUMBER
	Z-Clip with #8x3/4" Phillips Flathead Screw	No longer available

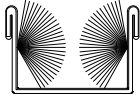

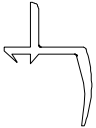
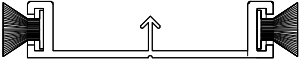
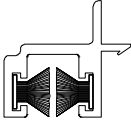
NOTE: EP surround (only) not available.

ILLUSTRATION NOT TO SCALE	DESCRIPTION	OPER./COLOR	PART NO.
	<p>Universal Replacement Handle Assembly Replacement handle assembly for Patio doors manufactured between 1965 and 1980.</p> <p>NOTE: Replace brushed chrome handle used between 1965-1975.</p>	BK with wood insert	(10830000) Check for availability
	<p>Mortise Lock Used on Patio doors manufactured between 1965 and 1980.</p>		Check availability
	<p>Keyed Cylinder (Weiser Keyway) Used on Patio doors manufactured between 1965 and 1980. <i>Includes:</i> 1 - Keyed cylinder 2 - Keys</p>		No longer available
	<p>Straight Angle Bracket (Top)</p>	Z Y D	No longer available Can be replaced with 11100101 BG
	<p>Adjustable Angle Bracket (Bottom)</p>	Z Y D	No longer available Replaced with 11100102 BG
	<p>Sill Assembly Used between 1979 - 1991</p>	B N	No longer available

When ordering replacement weather strip specify:

1. date of manufacture;
2. sill type;
3. quantity;
4. description.

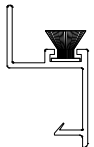
1965 – 1975

ILLUSTRATION <i>NOT TO SCALE</i>	DESCRIPTION	LENGTH	PART NO.
	Bottom U-Channel Weather Strip	Specify Length	N/A
	Operator Jamb Weather Strip	Specify Length	N/A
	Operator Panel Meeting Stile Weather Strip	Specify Length	N/A
	Top Rail Weather Strip	Specify Length	N/A
	Stationary Panel Meeting Stile Weather Strip	Specify Length	N/A

1965 – 1980

ILLUSTRATION <i>NOT TO SCALE</i>	DESCRIPTION	LENGTH	PART NO.
	Interlock Pile Weather Strip	Specify Length	N/A

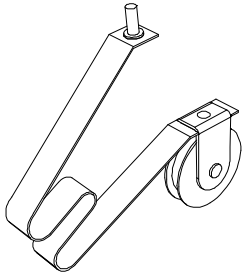
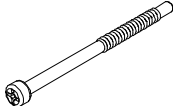
1975 – 1980

ILLUSTRATION <i>NOT TO SCALE</i>	DESCRIPTION	LENGTH	PART NO.
	Operator Jamb Weather Strip	Specify Length	N/A

SAFE-T-PLUS PATIO AND PATIO DOOR SCREEN PARTS

The following are discontinued Safe-T-Plus and Patio Door screen parts. Complete screen door replacements is recommended.

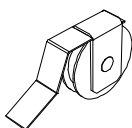
1984 – 1989

ILLUSTRATION <i>NOT TO SCALE</i>	DESCRIPTION	OPER./COLOR	PART NO.
	Roller Assembly		No longer available
	Roller Adjustment Screw		No longer available

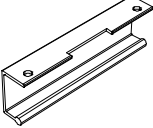
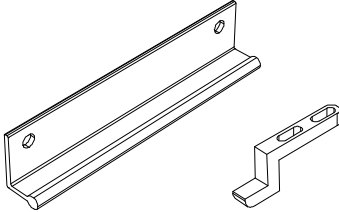
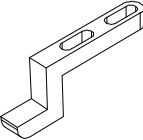
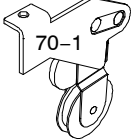

1983 – 1984

ILLUSTRATION <i>NOT TO SCALE</i>	DESCRIPTION	OPER./COLOR	PART NO.
	Roller Assembly		No longer available
	Roller Adjustment Screw		No longer available
	Spring		No longer available

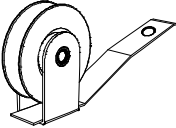
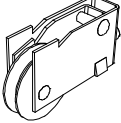
1983 – 1984

ILLUSTRATION <i>NOT TO SCALE</i>	DESCRIPTION	OPER./COLOR	PART NO.
	Roller Assembly		No longer available

1975 – 1982

ILLUSTRATION NOT TO SCALE	DESCRIPTION	OPER./COLOR	PART NO.
	Interior Handle	BZ WH	No longer available
	Exterior Handle Package <i>Includes:</i> 1 - Exterior Handle 1 - Strike 05570433 2 - #4 x 3/4" Phillips trusshead screws (strike) 2 - #7 x 1/2" Phillips trusshead sheet metal screws (handle)	BZ WH	No longer available
	Strike <i>Includes:</i> 1 - Strike 2 - #4x3/4" Phillips trusshead screws		No longer available
	Roller Assembly 70-1		No longer available
	Roller Adjustment Screw		No longer available

PRIOR TO 1975

	Top Roller		No longer available
	Bottom Roller		No longer available